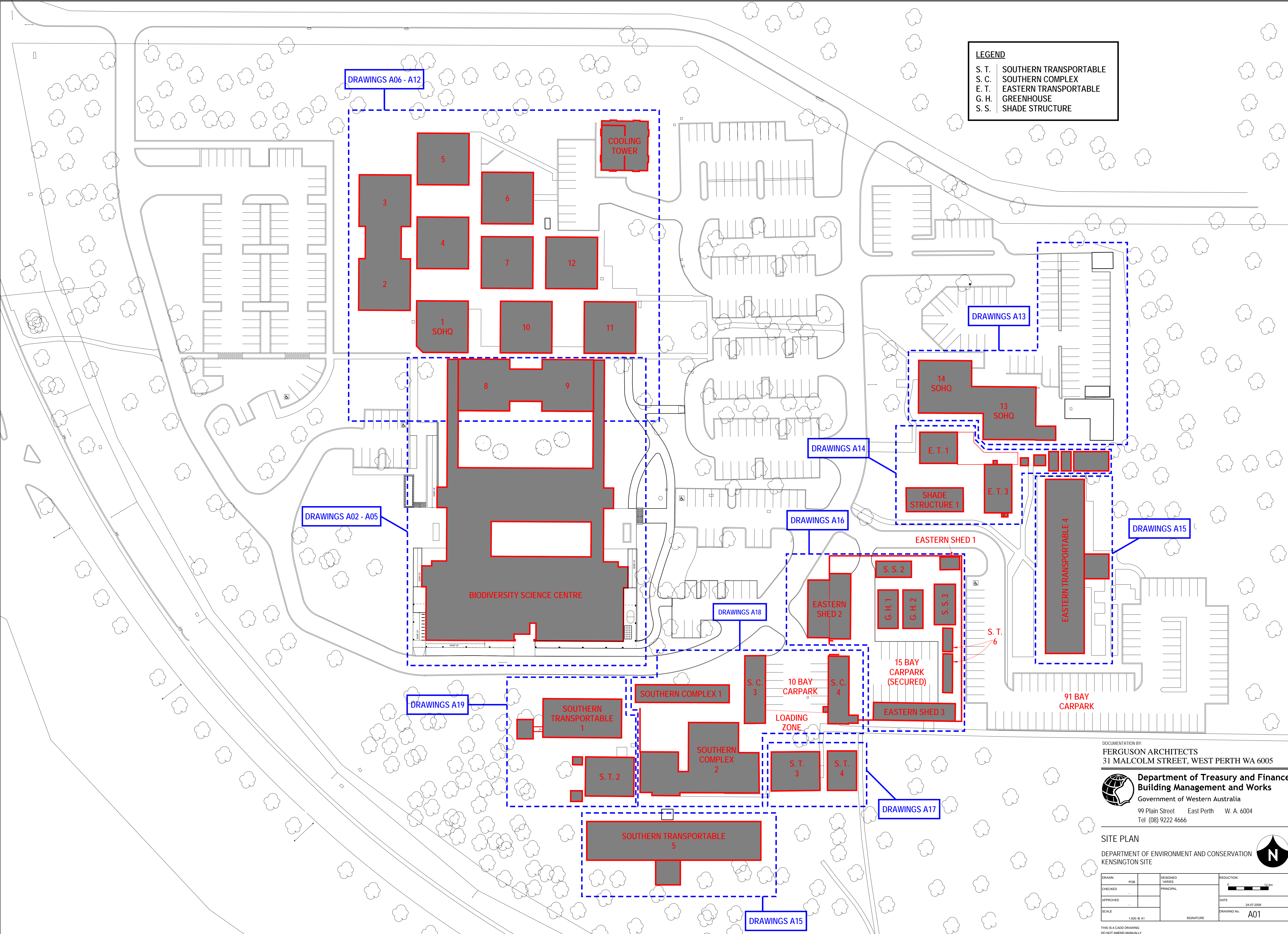


**LEGEND**

S. T.	SOUTHERN TRANSPORTABLE
S. C.	SOUTHERN COMPLEX
E. T.	EASTERN TRANSPORTABLE
G. H.	GREENHOUSE
S. S.	SHADE STRUCTURE



DOCUMENTATION BY:  
**FERGUSON ARCHITECTS**  
 31 MALCOLM STREET, WEST PERTH WA 6005

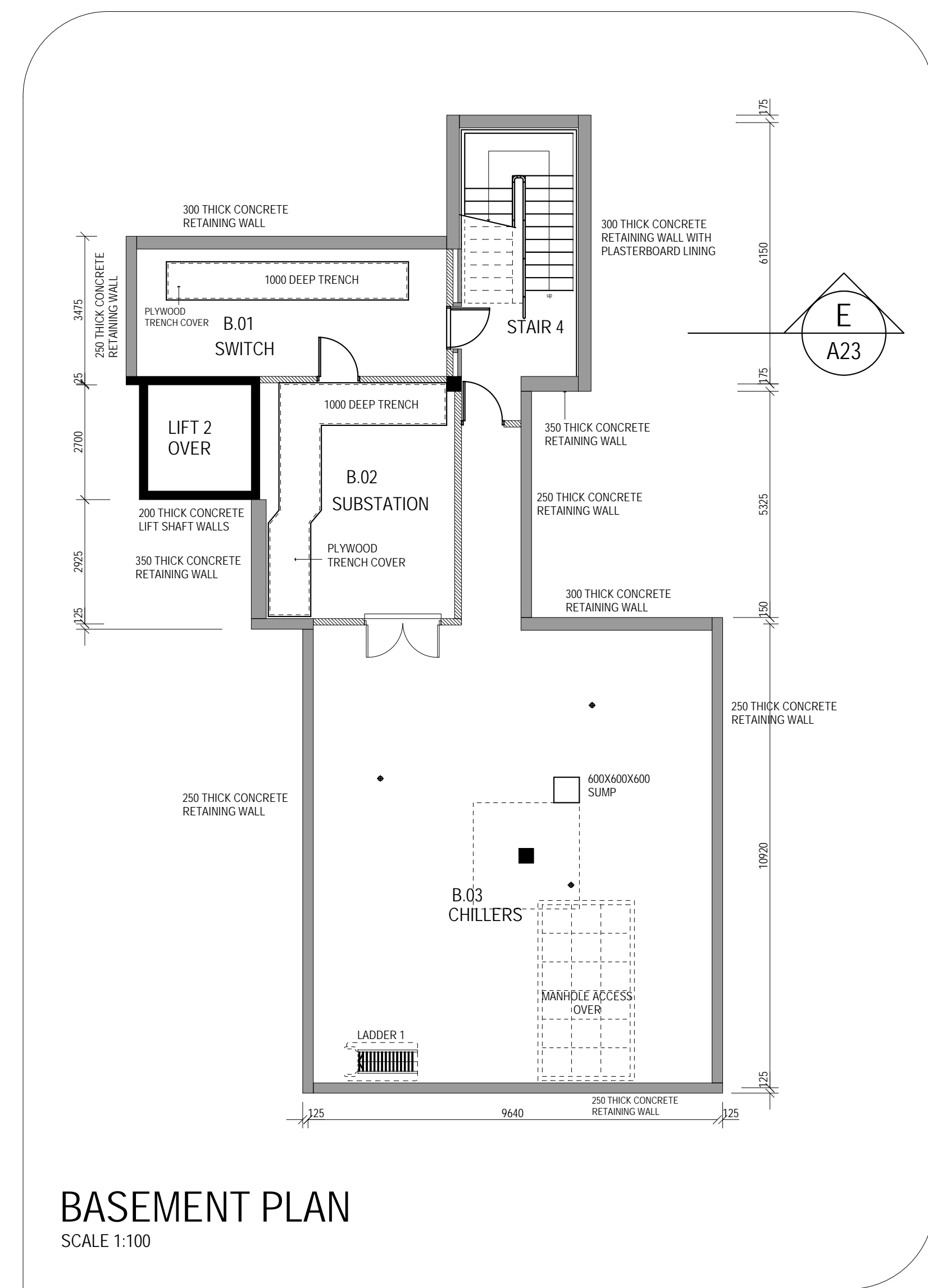
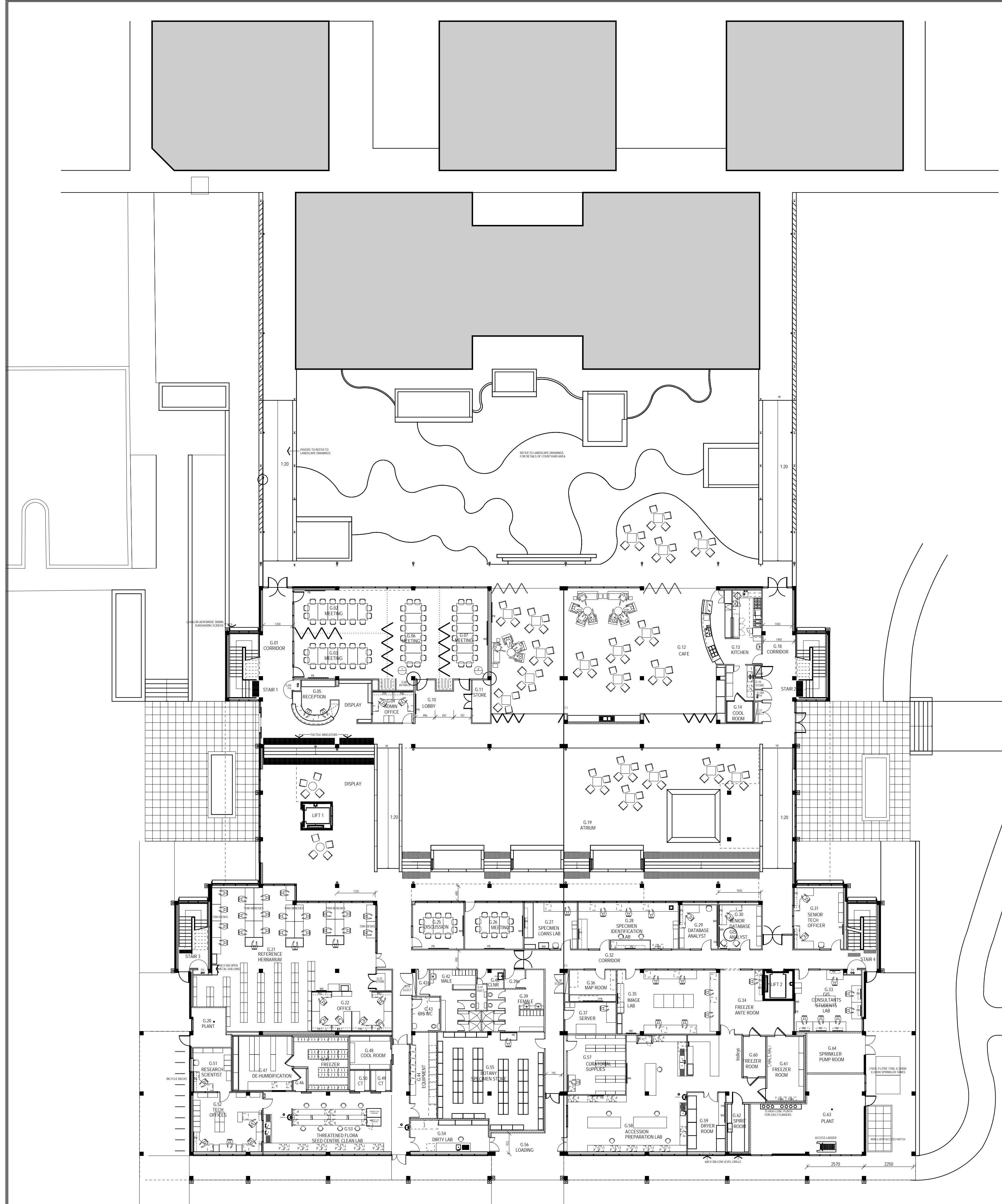
**Department of Treasury and Finance**  
**Building Management and Works**  
 Government of Western Australia  
 99 Plain Street East Perth W. A. 6004  
 Tel (08) 9222 4666

**SITE PLAN**  
 DEPARTMENT OF ENVIRONMENT AND CONSERVATION  
 KENSINGTON SITE

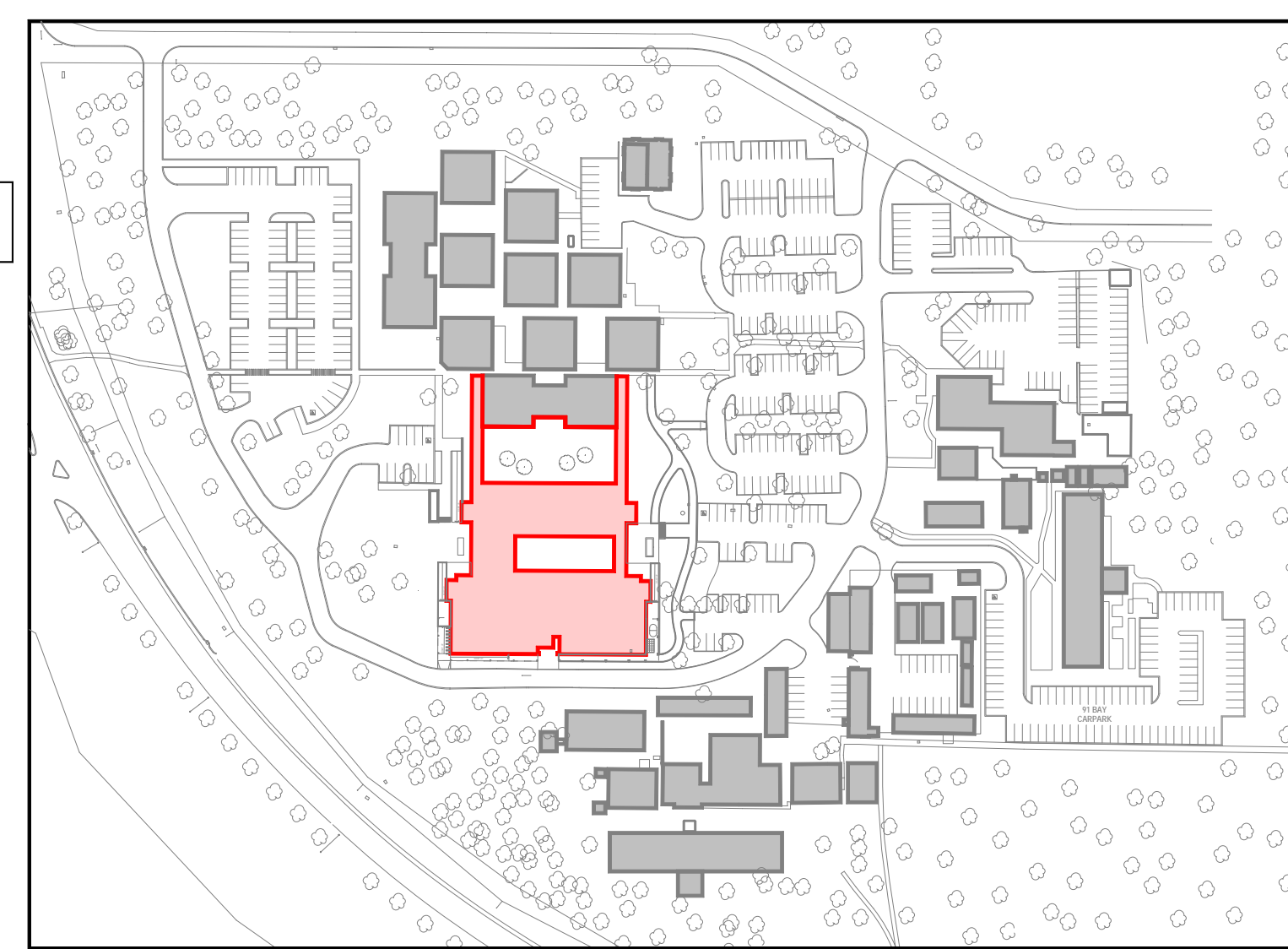
DRAWN	PCB	DESIGNED	REDUCED
CHECKED		PRINCIPAL	1:100m
APPROVED			DATE 24-07-2009
SCALE	1:500 @ A1	SIGNATURE	DRAWING No. <b>A01</b>

THIS IS A CAD DRAWING  
 DO NOT AMEND MANUALLY





**BASEMENT PLAN**  
SCALE 1:100



VERIFY ALL DIMENSIONS ON SITE BEFORE COMMENCING ANY WORK OR SHOP DRAWINGS

DOCUMENTATION BY:  
**FERGUSON ARCHITECTS**  
31 MALCOLM STREET, WEST PERTH WA 6005

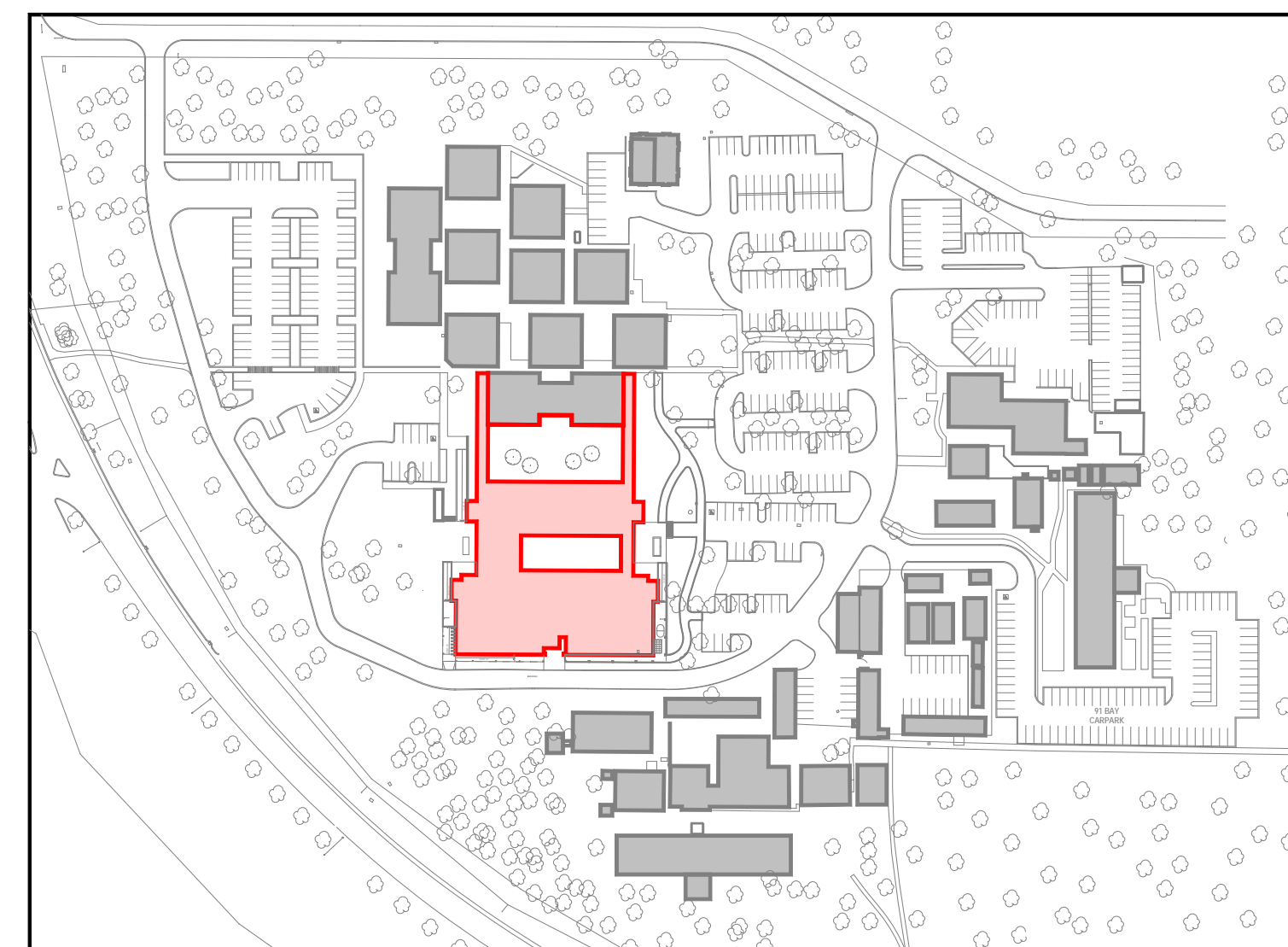
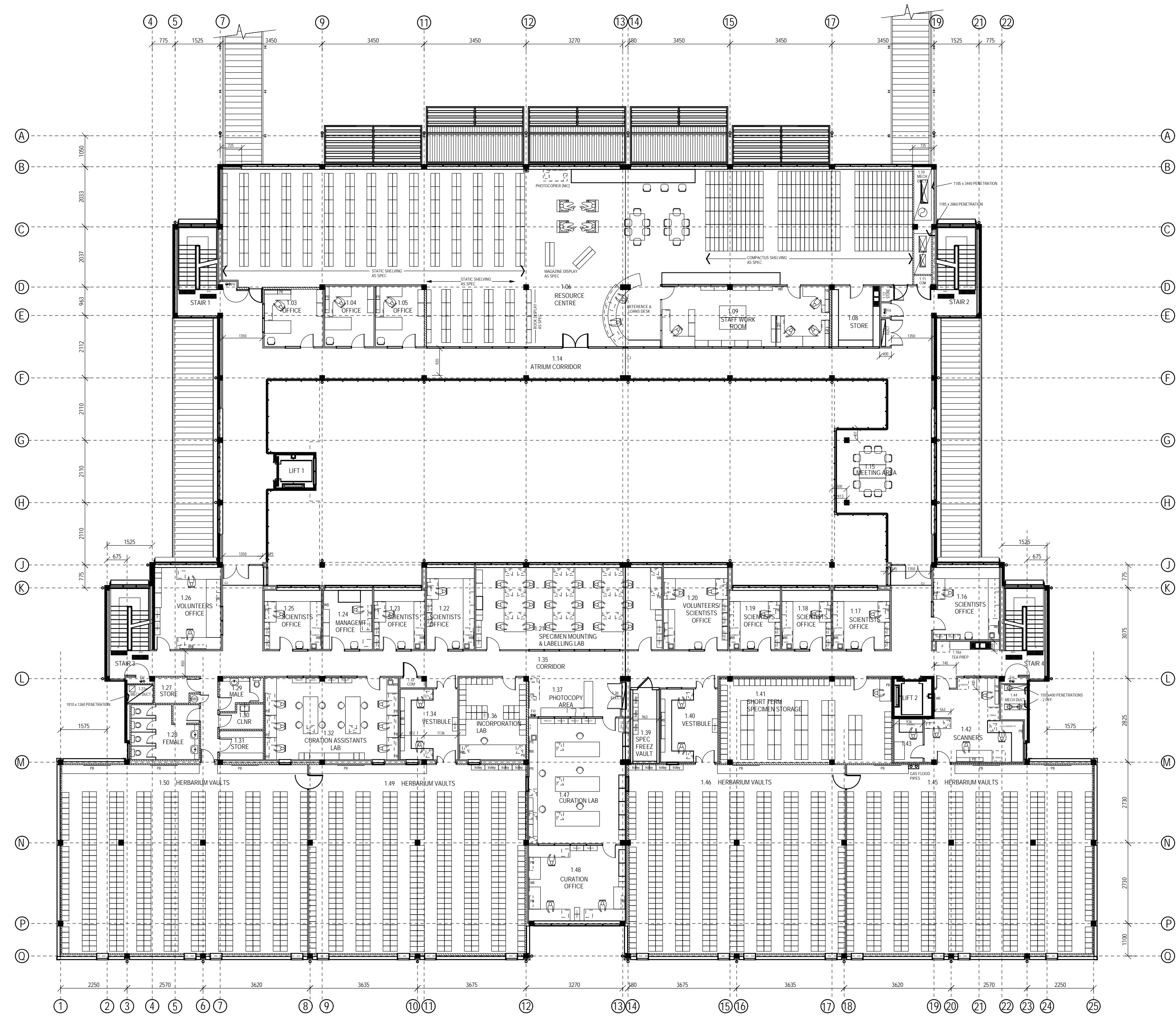
**Department of Treasury and Finance**  
**Building Management and Works**  
Government of Western Australia  
99 Plain Street East Perth W. A. 6004  
Tel (08) 9222 4666

**BIODIVERSITY SCIENCE CENTRE**  
GROUND FLOOR + BASEMENT  
DEPARTMENT OF ENVIRONMENT AND CONSERVATION  
KENSINGTON SITE

DRAWN	PCB	DESIGNED	PUBLIC WORKS DEPARTMENT, 1994	REDUCTION
CHECKED		PRINCIPAL		
APPROVED				DATE 24-07-2009
SCALE	1:200 @ A1	SIGNATURE		DRAWING No. <b>A02</b>

THIS IS A CAD DRAWING  
DO NOT AMEND MANUALLY





VERIFY ALL DIMENSIONS ON SITE BEFORE COMMENCING ANY WORK OR SHOP DRAWINGS

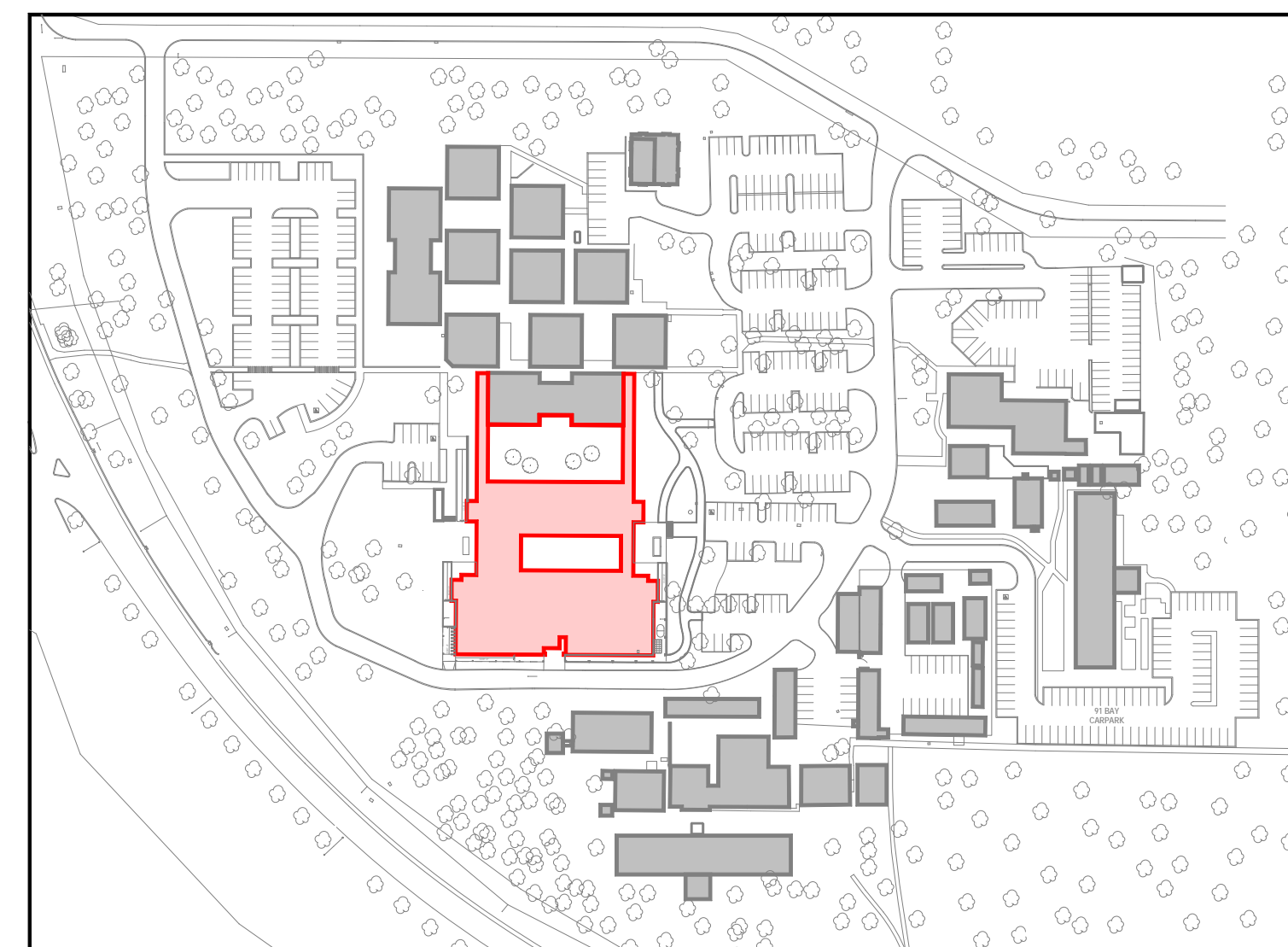
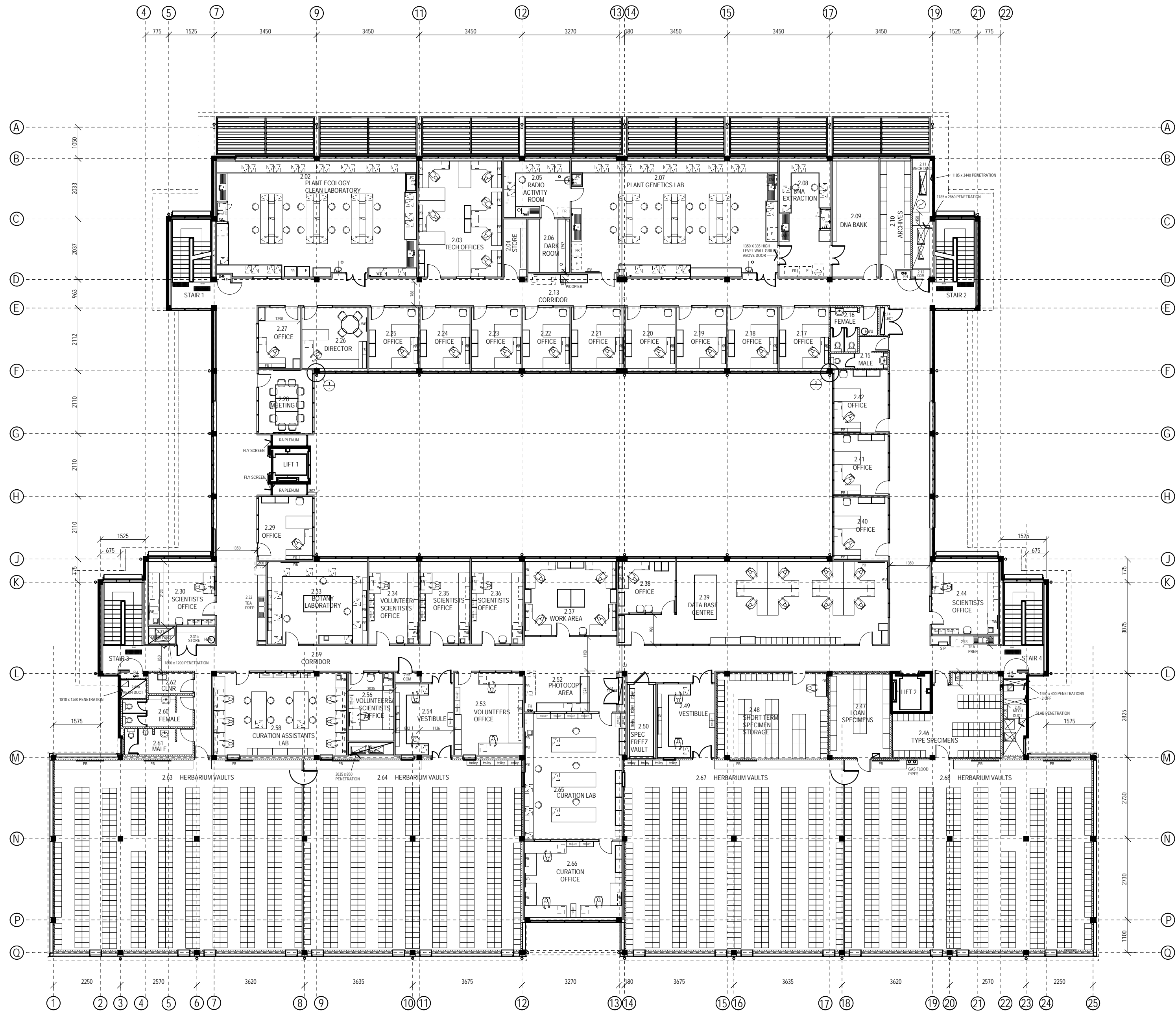
DOCUMENTATION BY:  
**FERGUSON ARCHITECTS**  
 31 MALCOLM STREET, WEST PERTH WA 6005

**Department of Treasury and Finance**  
**Building Management and Works**  
 Government of Western Australia  
 99 Plain Street East Perth W. A. 6004  
 Tel (08) 9222 4666

**BIODIVERSITY SCIENCE CENTRE**  
**FIRST FLOOR**  
 DEPARTMENT OF ENVIRONMENT AND CONSERVATION  
 KENSINGTON SITE

DRAWN	PCB	DESIGNED	REDUCION
CHECKED		PUBLIC WORKS DEPARTMENT, 1964	1
APPROVED		PRINCIPAL	DATE
SCALE	1:200 @ A1	SIGNATURE	24-07-2009
			DRAWING No. <b>A03</b>

THIS IS A CAD DRAWING  
 DO NOT AMEND MANUALLY



VERIFY ALL DIMENSIONS ON SITE BEFORE COMMENCING ANY WORK OR SHOP DRAWINGS

DOCUMENTATION BY:  
**FERGUSON ARCHITECTS**  
 31 MALCOLM STREET, WEST PERTH WA 6005

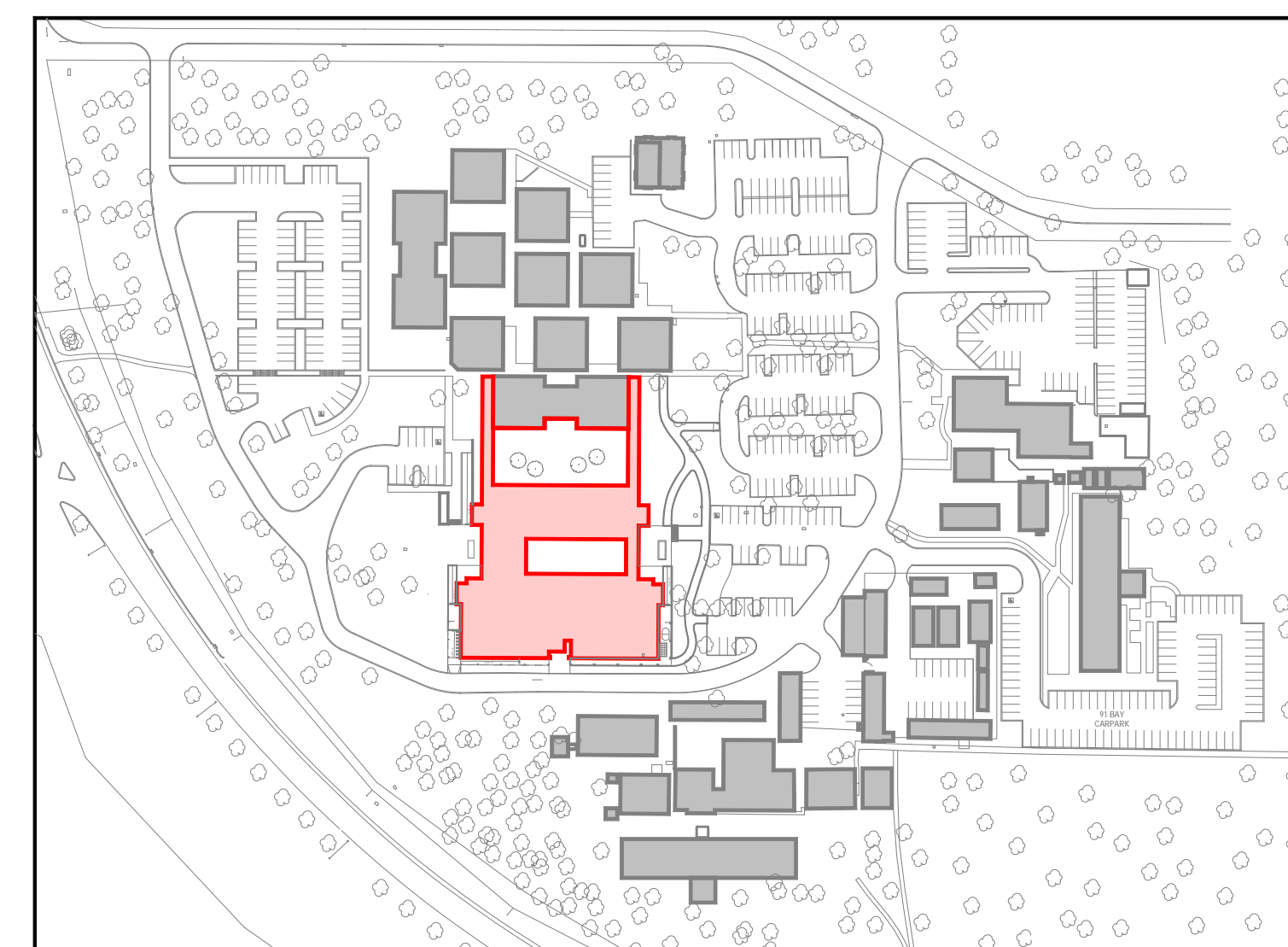
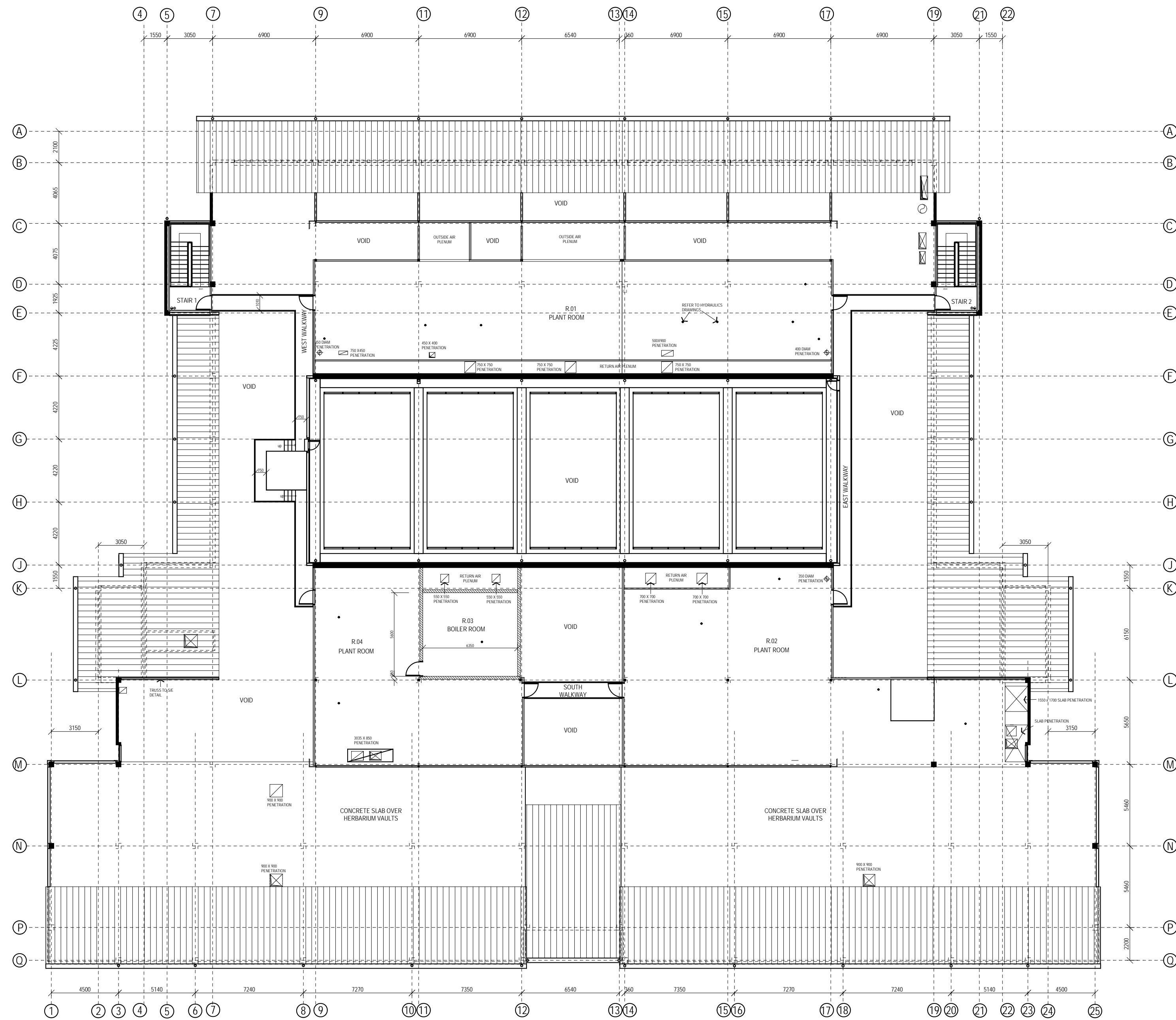
**Department of Treasury and Finance**  
**Building Management and Works**  
 Government of Western Australia  
 99 Plain Street East Perth W. A. 6004  
 Tel (08) 9222 4666

**BIODIVERSITY SCIENCE CENTRE**  
**SECOND FLOOR**  
 DEPARTMENT OF ENVIRONMENT AND CONSERVATION  
 KENSINGTON SITE

DRAWN	PCB	DESIGNED	PUBLIC WORKS DEPARTMENT, 1964	REDUCTION
CHECKED		PRINCIPAL		1
APPROVED				DATE
SCALE	1:200 @ A1	SIGNATURE		24-07-2009
				DRAWING No. <b>A04</b>

THIS IS A CAD DRAWING  
 DO NOT AMEND MANUALLY





VERIFY ALL DIMENSIONS ON SITE BEFORE COMMENCING ANY WORK OR SHOP DRAWINGS

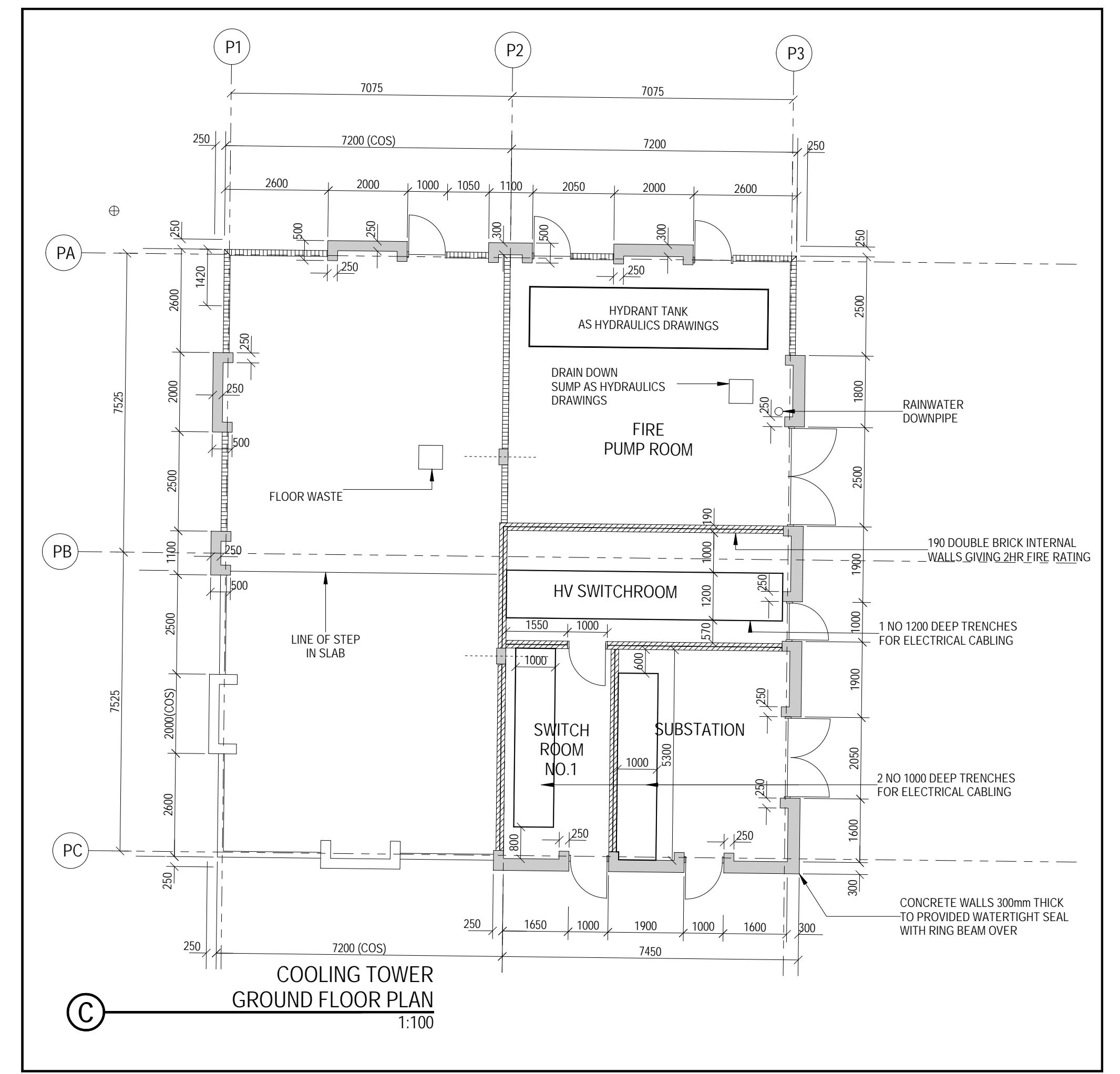
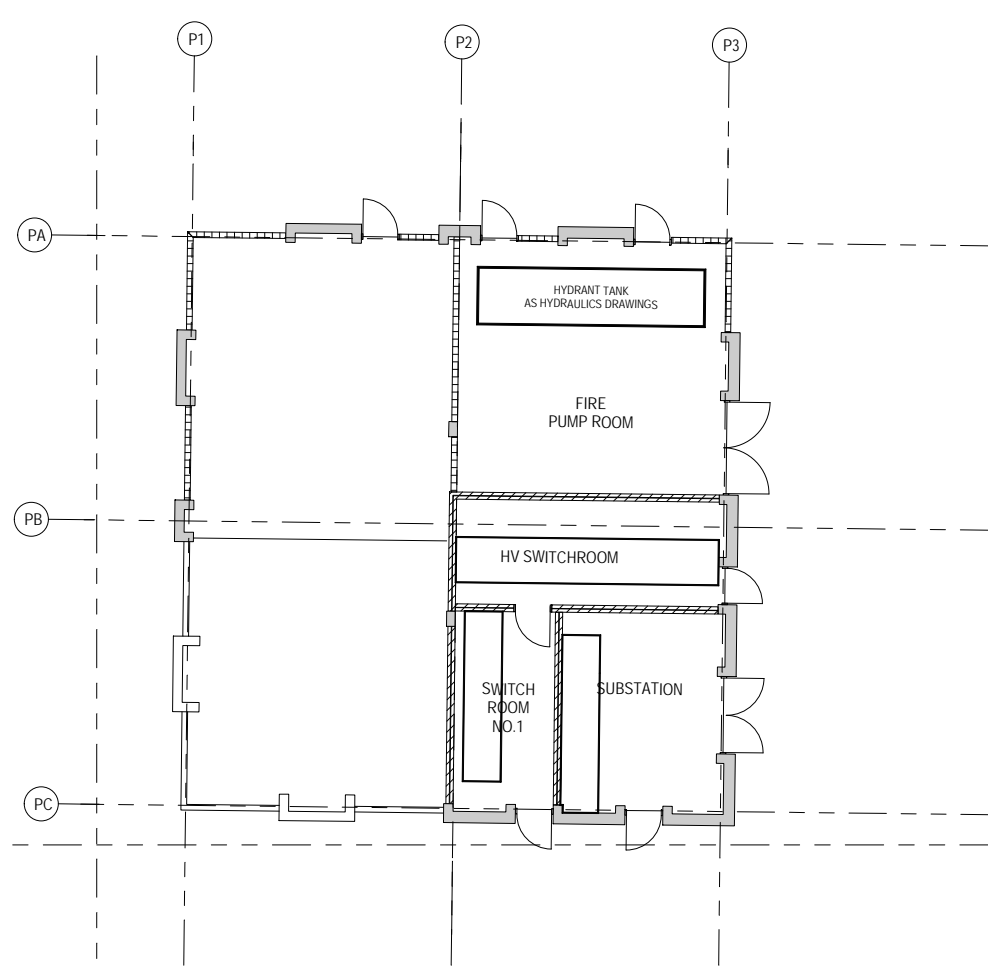
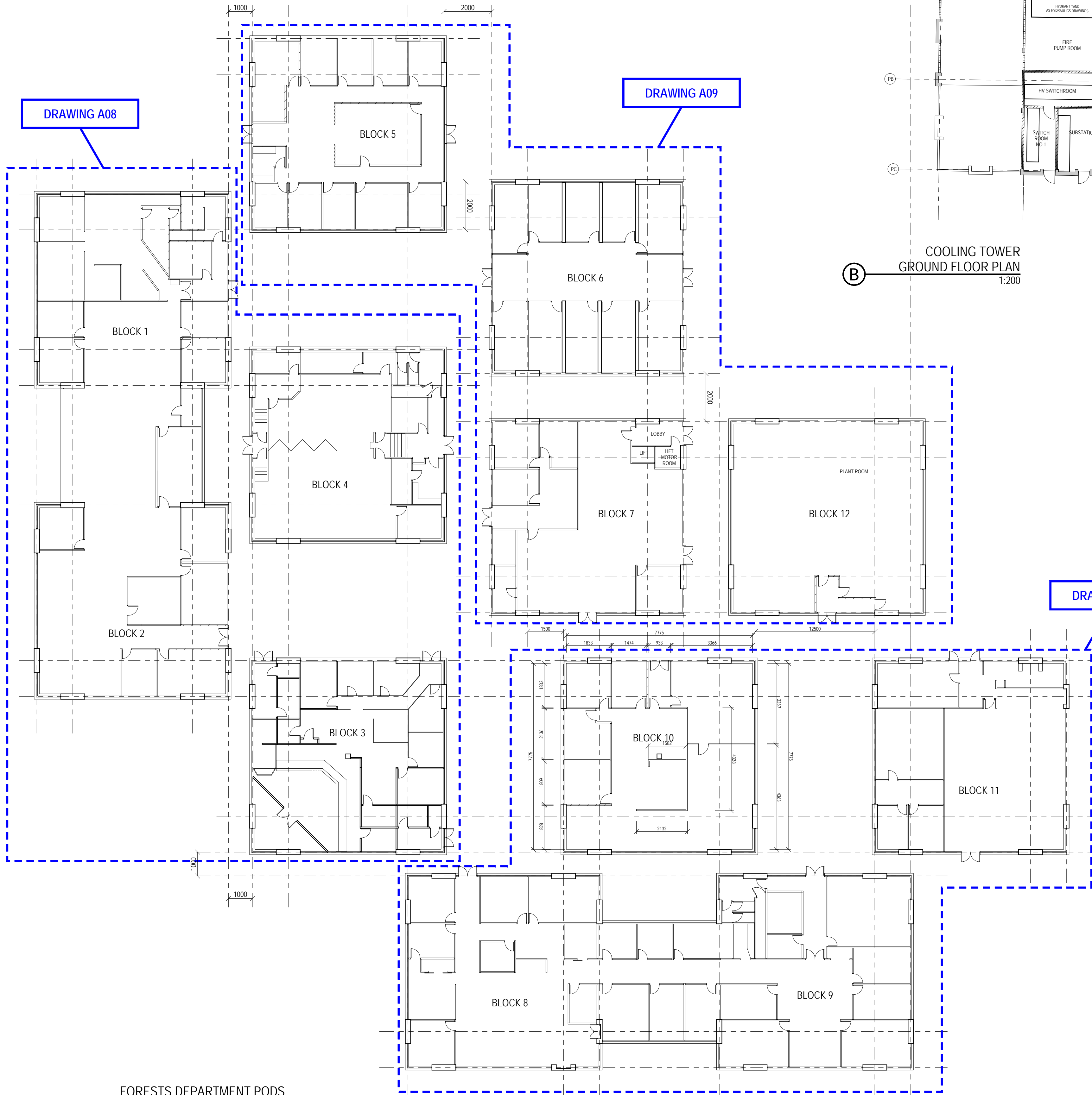
DOCUMENTATION BY:  
**FERGUSON ARCHITECTS**  
 31 MALCOLM STREET, WEST PERTH WA 6005

**Department of Treasury and Finance**  
**Building Management and Works**  
 Government of Western Australia  
 99 Plain Street East Perth W. A. 6004  
 Tel (08) 9222 4666

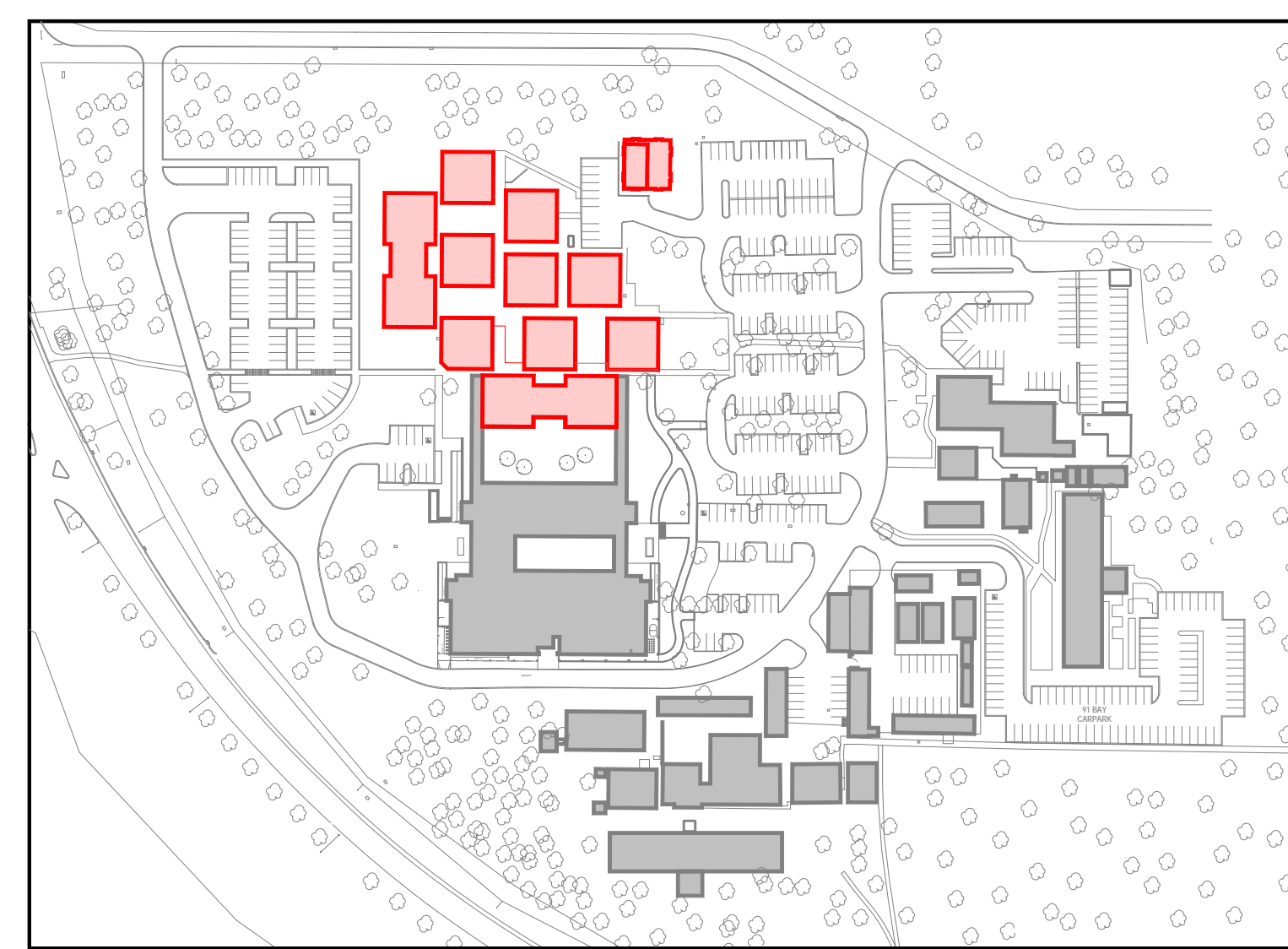
**BIODIVERSITY SCIENCE CENTRE**  
**ROOF PLANT LEVEL**  
 DEPARTMENT OF ENVIRONMENT AND CONSERVATION  
 KENSINGTON SITE

DRAWN	PCB	DESIGNED	PUBLIC WORKS DEPARTMENT, 1964	REDUCTION	
CHECKED		PRINCIPAL			
APPROVED				DATE	24-07-2009
SCALE	1:200 @ A1	SIGNATURE		DRAWING No.	A05

THIS IS A CAD DRAWING  
 DO NOT AMEND MANUALLY



- GROUND PLAN LEGEND**
- HALF-CHEVRON PAINTED STEEL LOUVRED WALL PANELS
  - IN-SITU RC WALLS
  - HALF-CHEVRON PAINTED STEEL LOUVRED WALL PANELS
  - IN-SITU RC WALLS DIMENSIONS VARY
  - 190 DOUBLE BRICK INTERNAL WALLS (2x90 PLUS 10mm CAVITY) TO ACHIEVE 2HR FIRE RATING



N

VERIFY ALL DIMENSIONS ON SITE BEFORE COMMENCING ANY WORK OR SHOP DRAWINGS

DOCUMENTATION BY:  
**FERGUSON ARCHITECTS**  
 31 MALCOLM STREET, WEST PERTH WA 6005

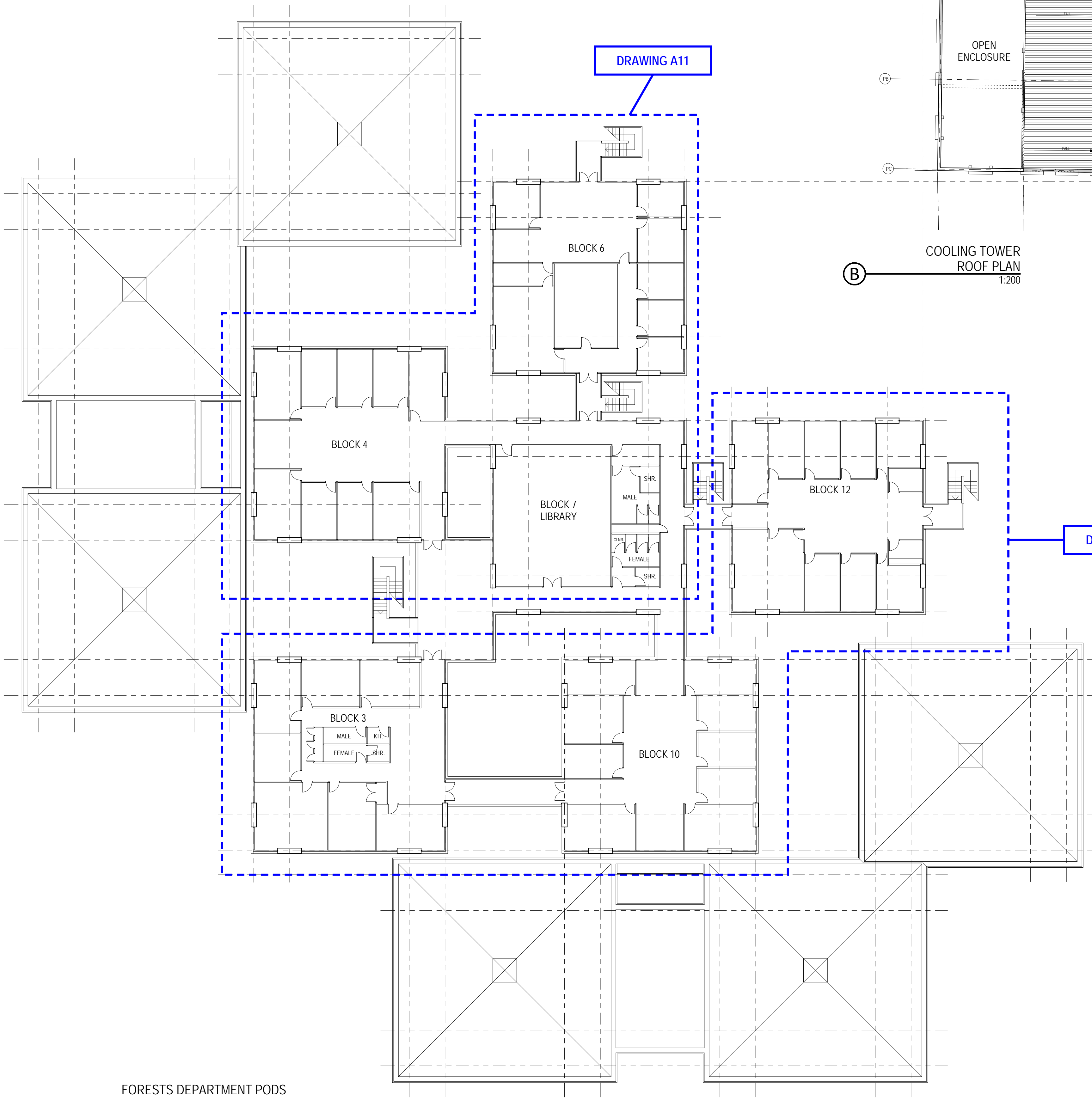
**Department of Treasury and Finance**  
**Building Management and Works**  
 Government of Western Australia  
 99 Plain Street East Perth W. A. 6004  
 Tel (08) 9222 4666

FORESTS DEPARTMENT  
 RESEARCH BUILDING COM0  
 GROUND FLOOR  
 DEPARTMENT OF ENVIRONMENT AND CONSERVATION  
 KENSINGTON SITE

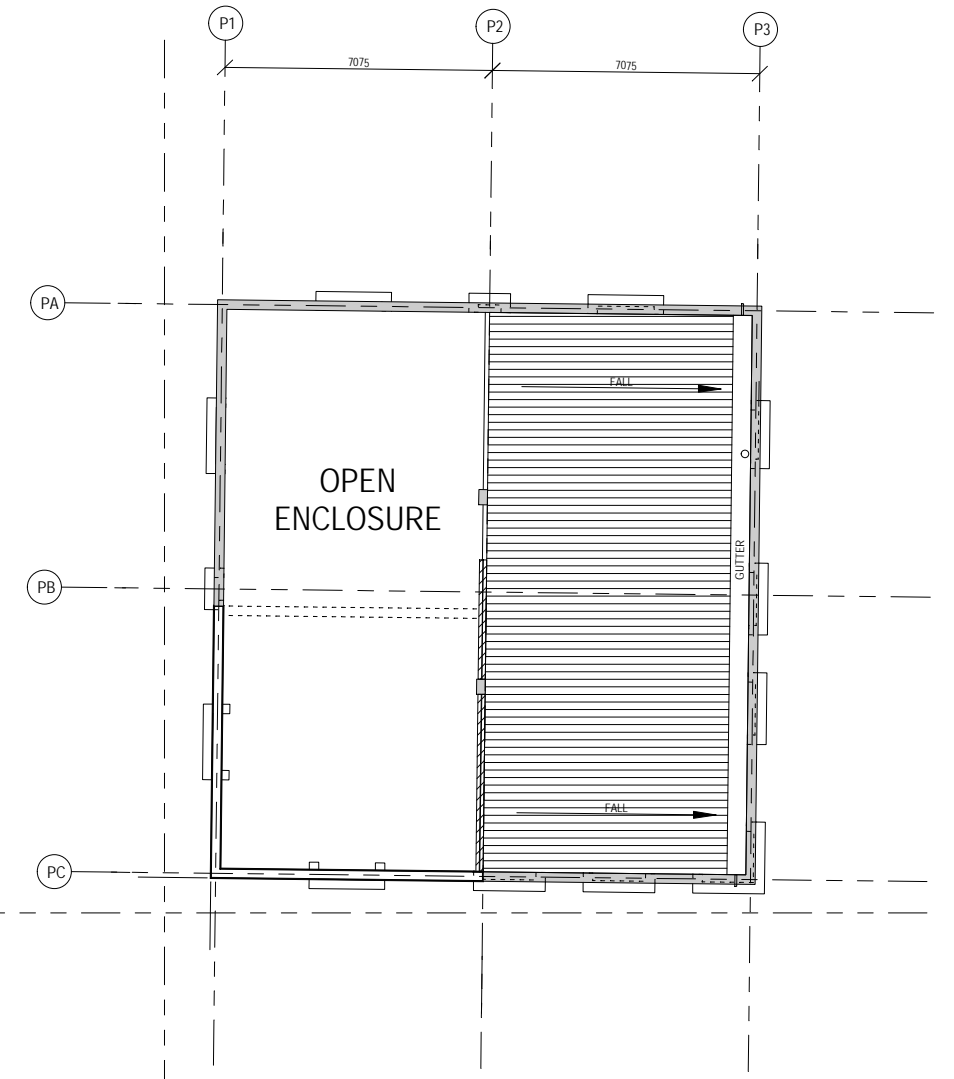
DRAWN	PCB	DESIGNED	PUBLIC WORKS DEPARTMENT, 1984	REDUCED
CHECKED		PRINCIPAL		
APPROVED				DATE 24-07-2009
SCALE	1:200 @ A1	SIGNATURE		DRAWING No. <b>A06</b>

THIS IS A CAD DRAWING  
DO NOT AMEND MANUALLY

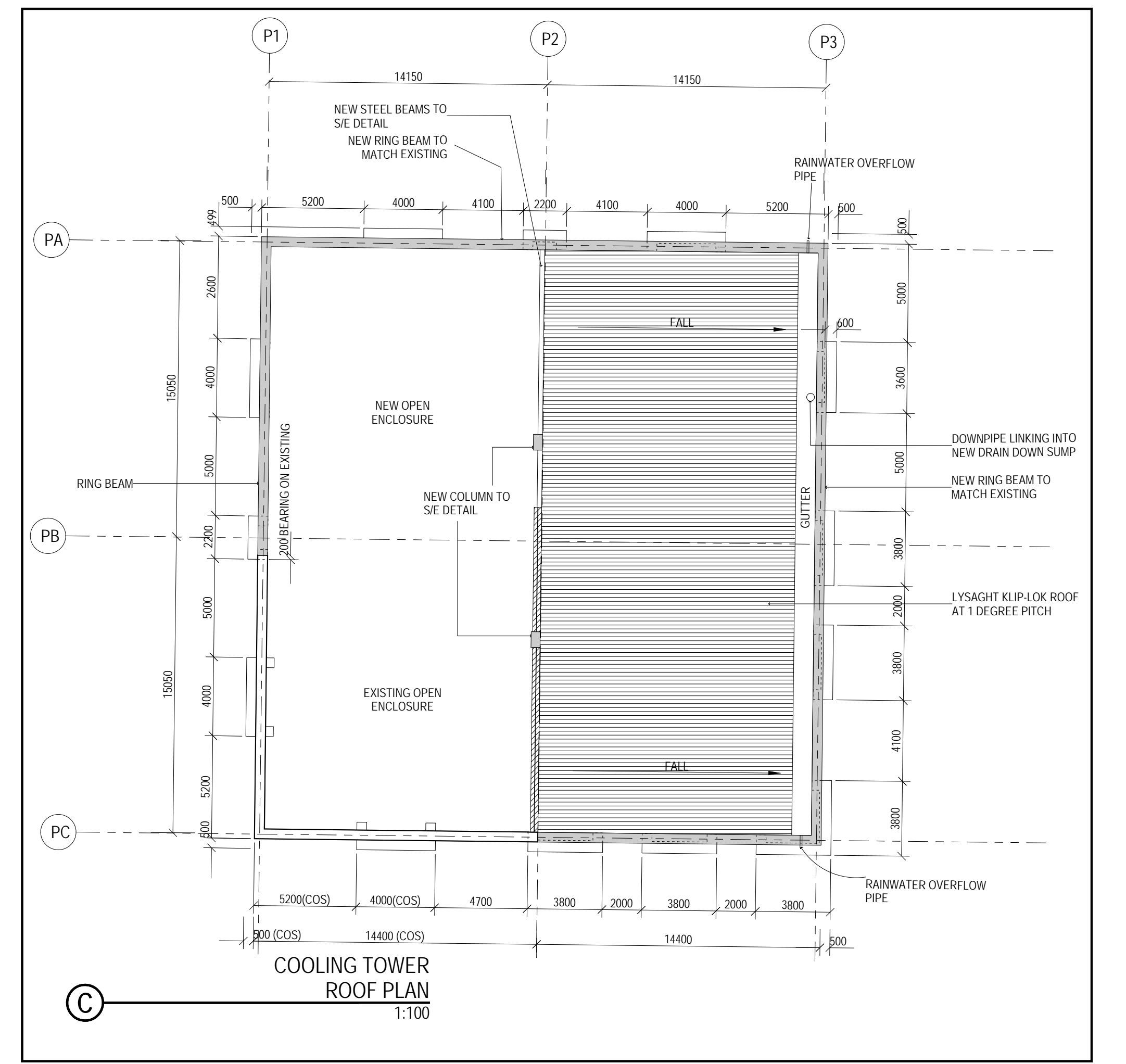





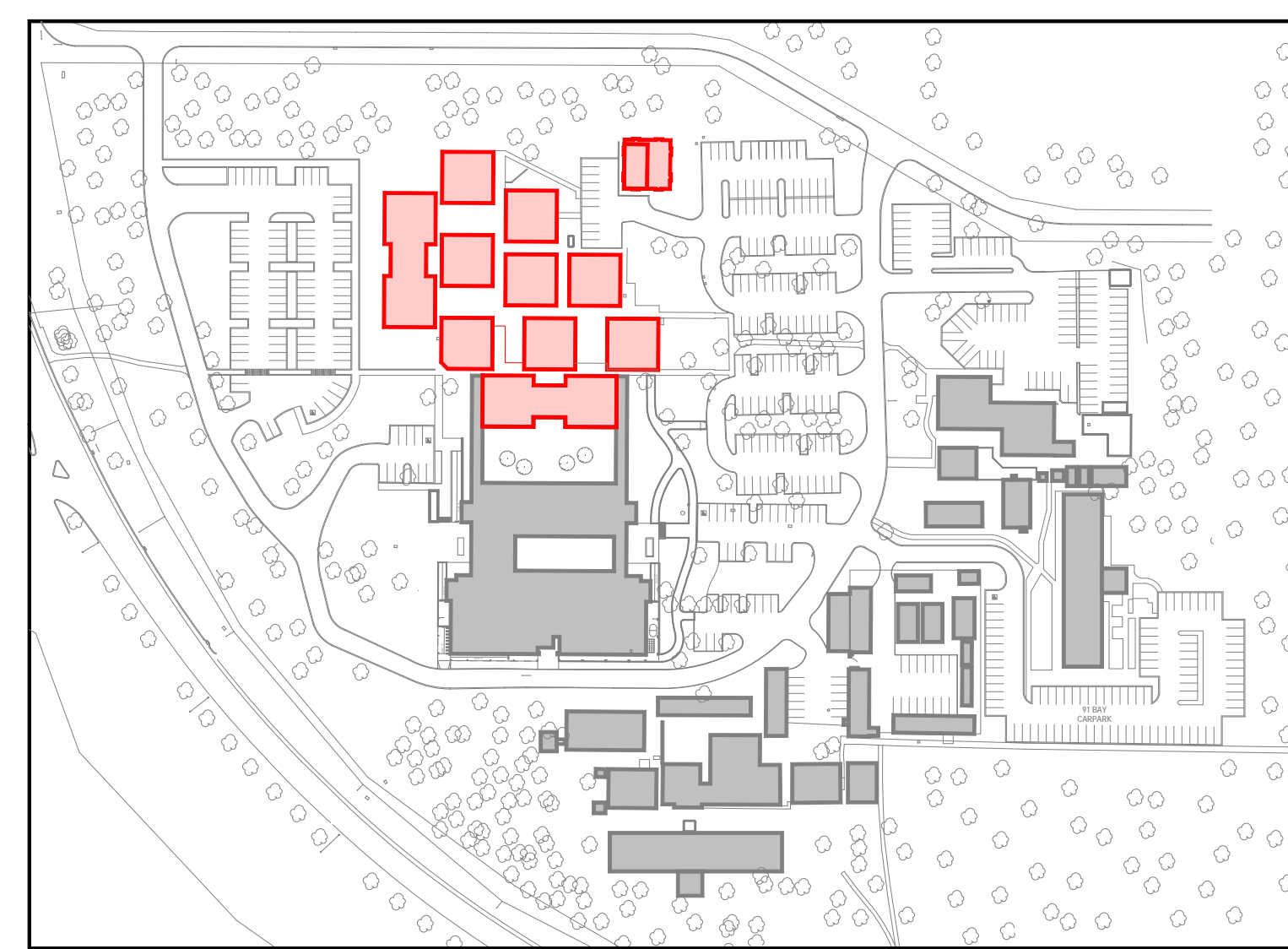
**A** FORESTS DEPARTMENT PODS  
UPPER FLOORS  
1:200



**B** OPEN ENCLOSURE  
ROOF PLAN  
1:200



**C** COOLING TOWER  
ROOF PLAN  
1:100



VERIFY ALL DIMENSIONS ON SITE BEFORE  
COMMENCING ANY WORK OR SHOP DRAWINGS

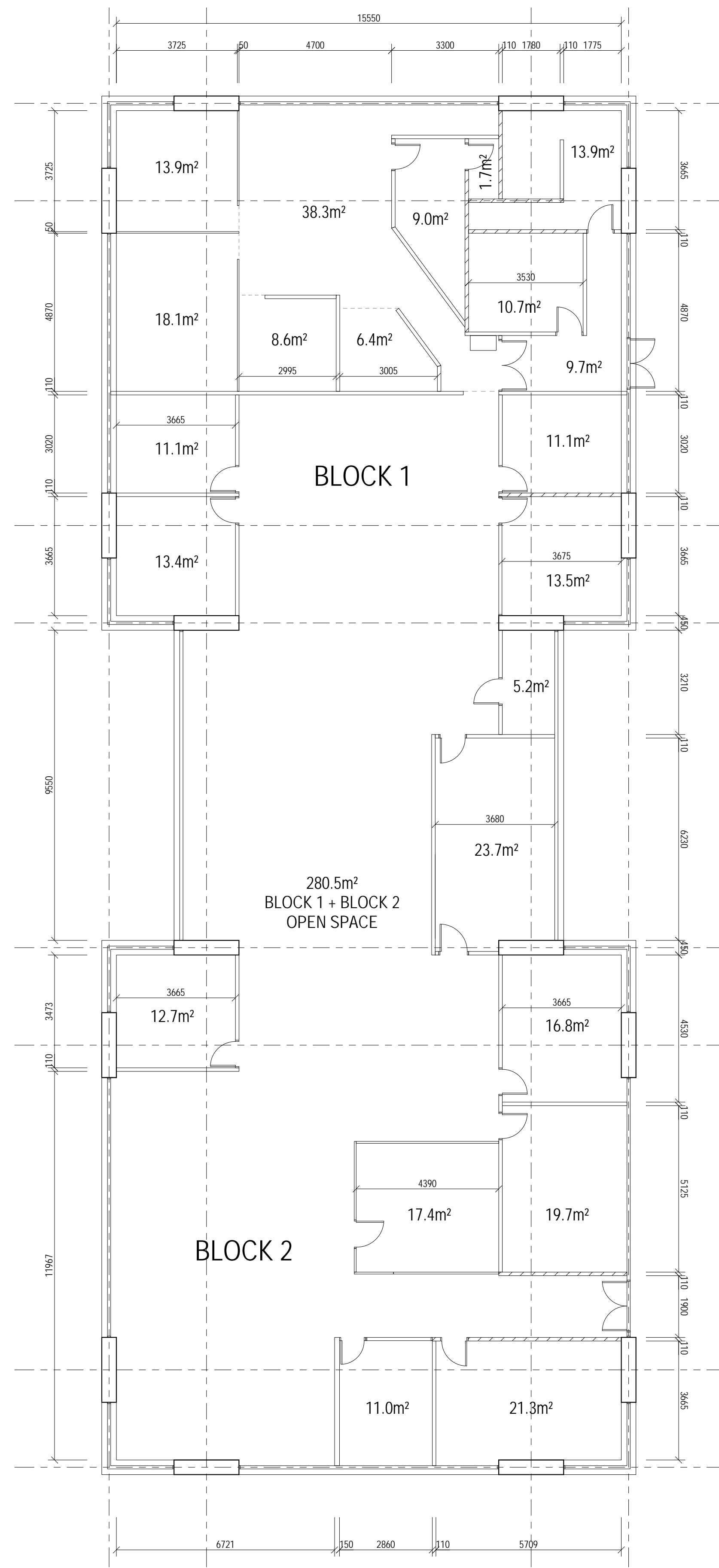
DOCUMENTATION BY:  
**FERGUSON ARCHITECTS**  
31 MALCOLM STREET, WEST PERTH WA 6005

**Department of Treasury and Finance**  
**Building Management and Works**  
Government of Western Australia  
99 Plain Street East Perth W. A. 6004  
Tel (08) 9222 4666

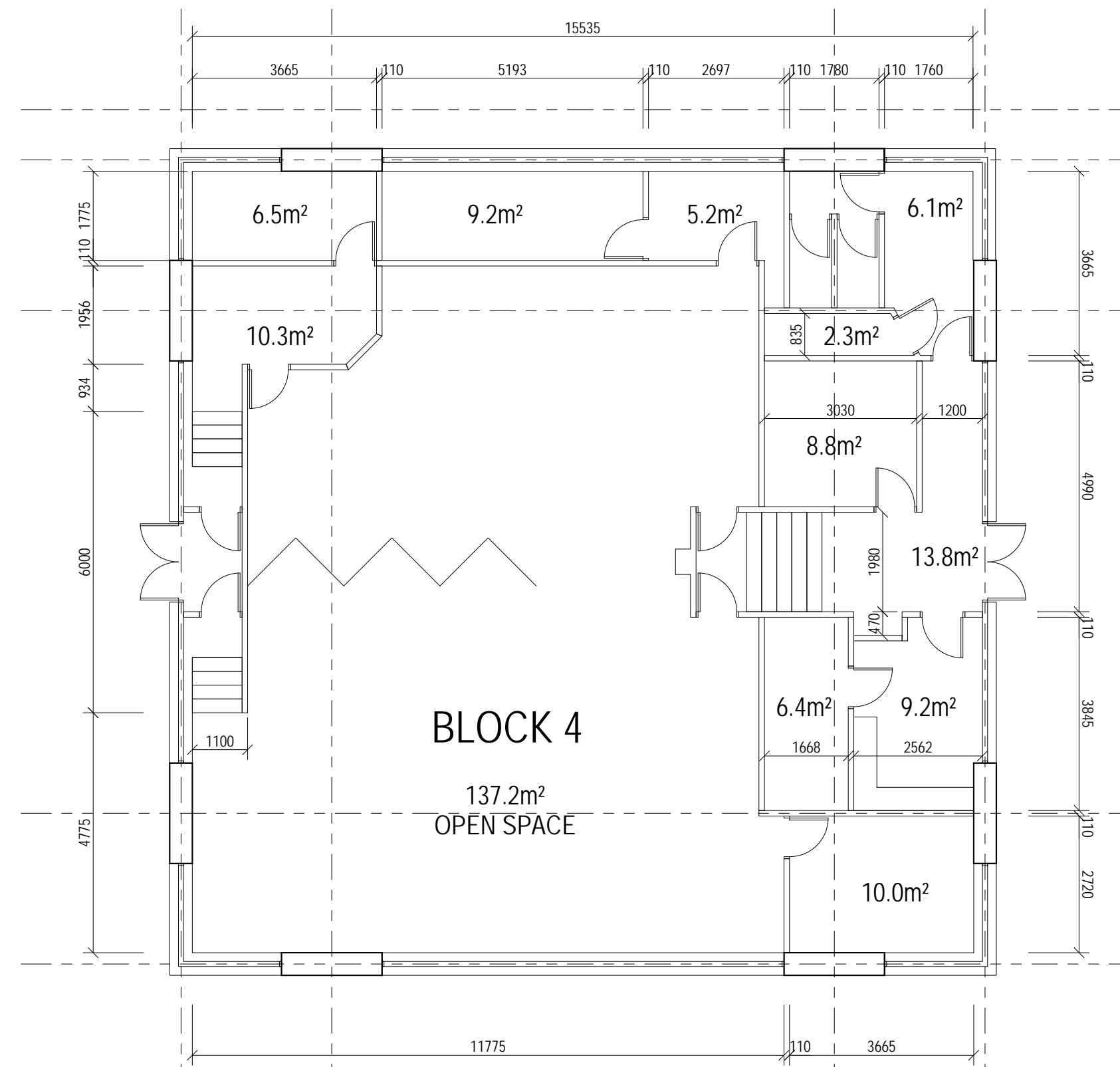
FORESTS DEPARTMENT  
RESEARCH BUILDING COMO  
UPPER FLOOR  
DEPARTMENT OF ENVIRONMENT AND CONSERVATION  
KENSINGTON SITE

DRAWN	PCB	DESIGNED	REDUCED
CHECKED		PUBLIC WORKS DEPARTMENT, 1964	PRINCIPAL
APPROVED			DATE
SCALE	1:200 @ A1	SIGNATURE	24-07-2009
			DRAWING No. <b>A07</b>

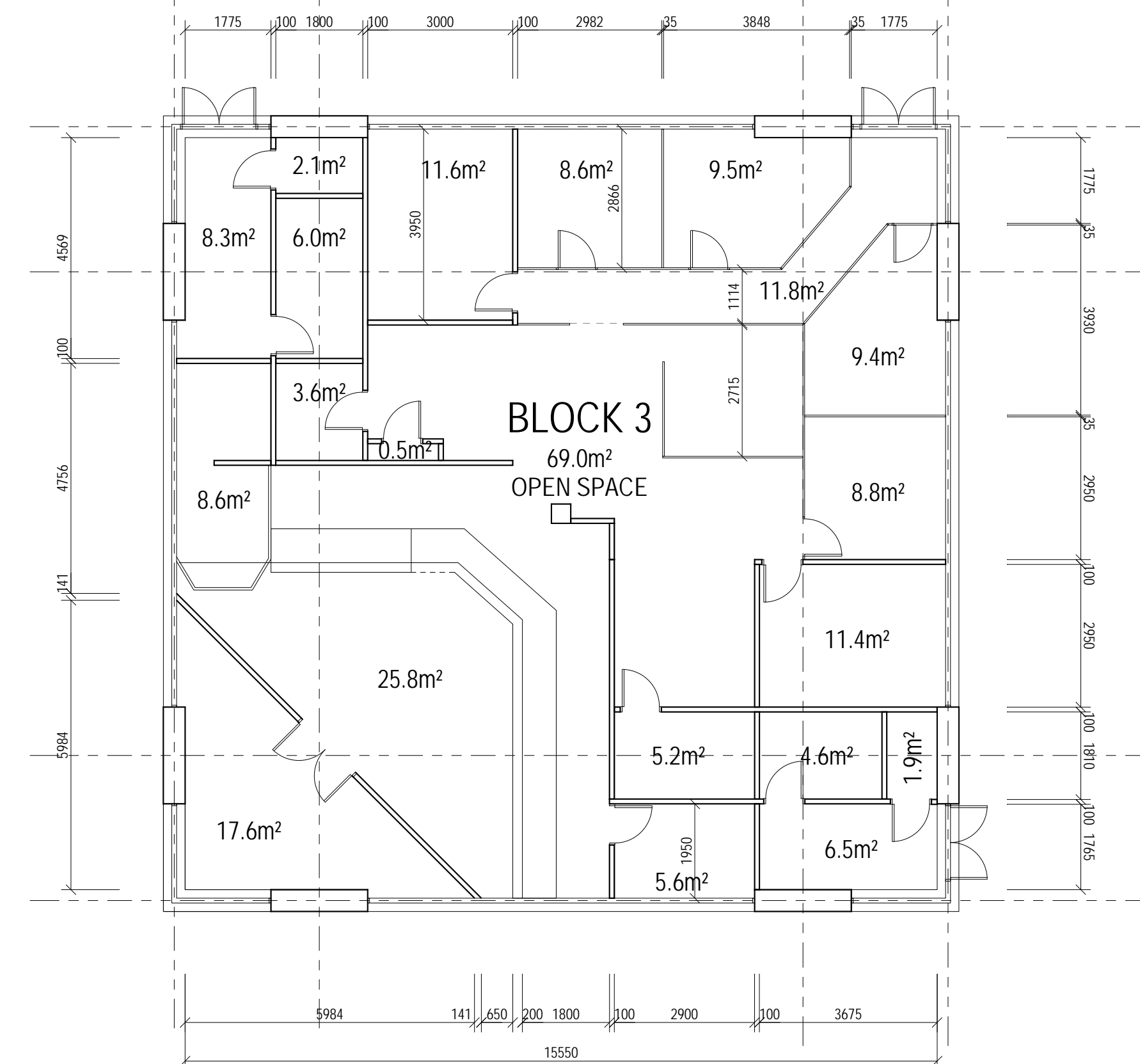
THIS IS A CAD DRAWING  
DO NOT AMEND MANUALLY




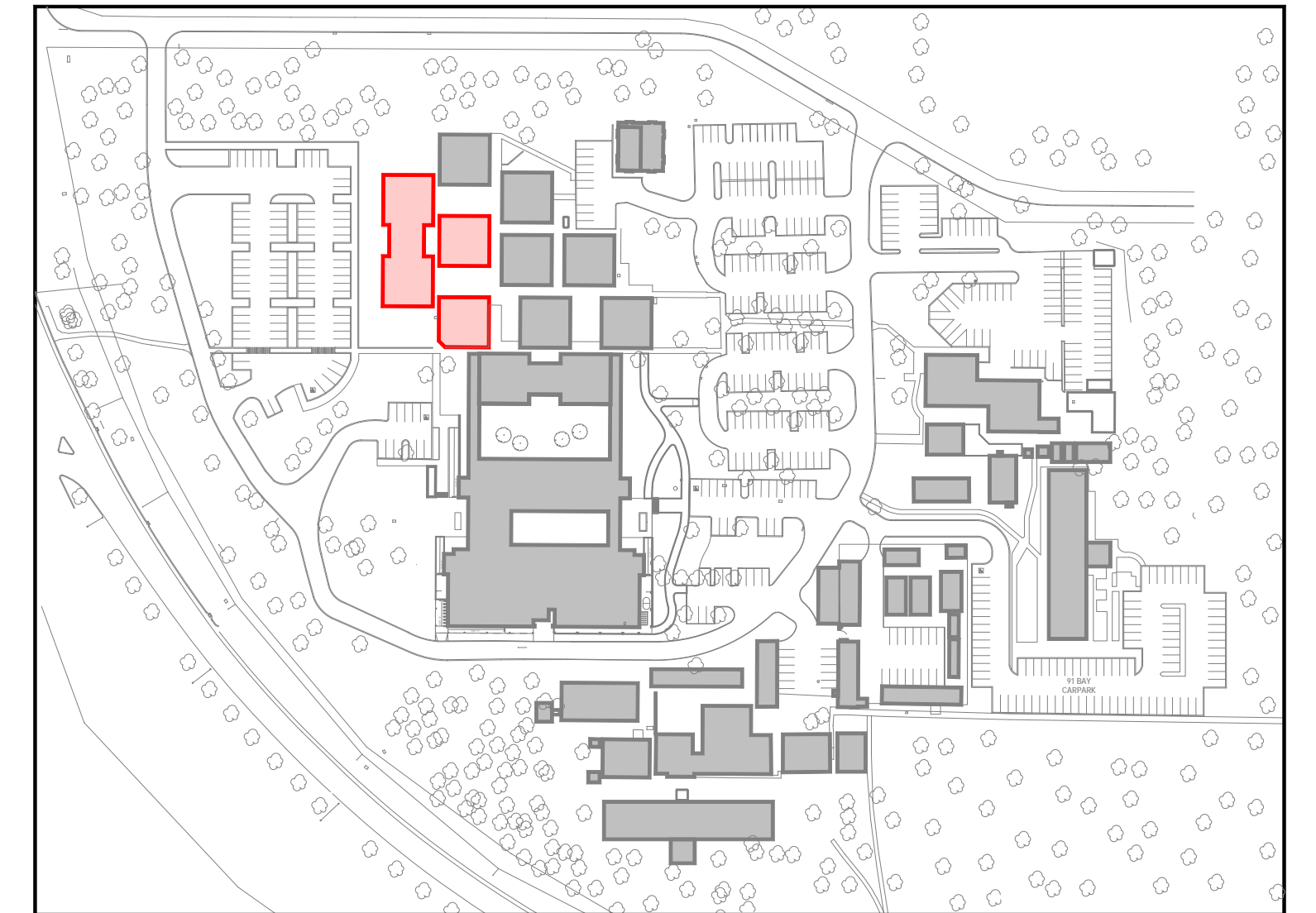
**(A)** BLOCK 1 & 2  
GROUND FLOOR  
1:100



**(B)** BLOCK 4  
GROUND FLOOR  
1:100



**(C)** BLOCK 3  
GROUND FLOOR  
1:100



VERIFY ALL DIMENSIONS ON SITE BEFORE COMMENCING ANY WORK OR SHOP DRAWINGS

DOCUMENTATION BY:  
**FERGUSON ARCHITECTS**  
31 MALCOLM STREET, WEST PERTH WA 6005

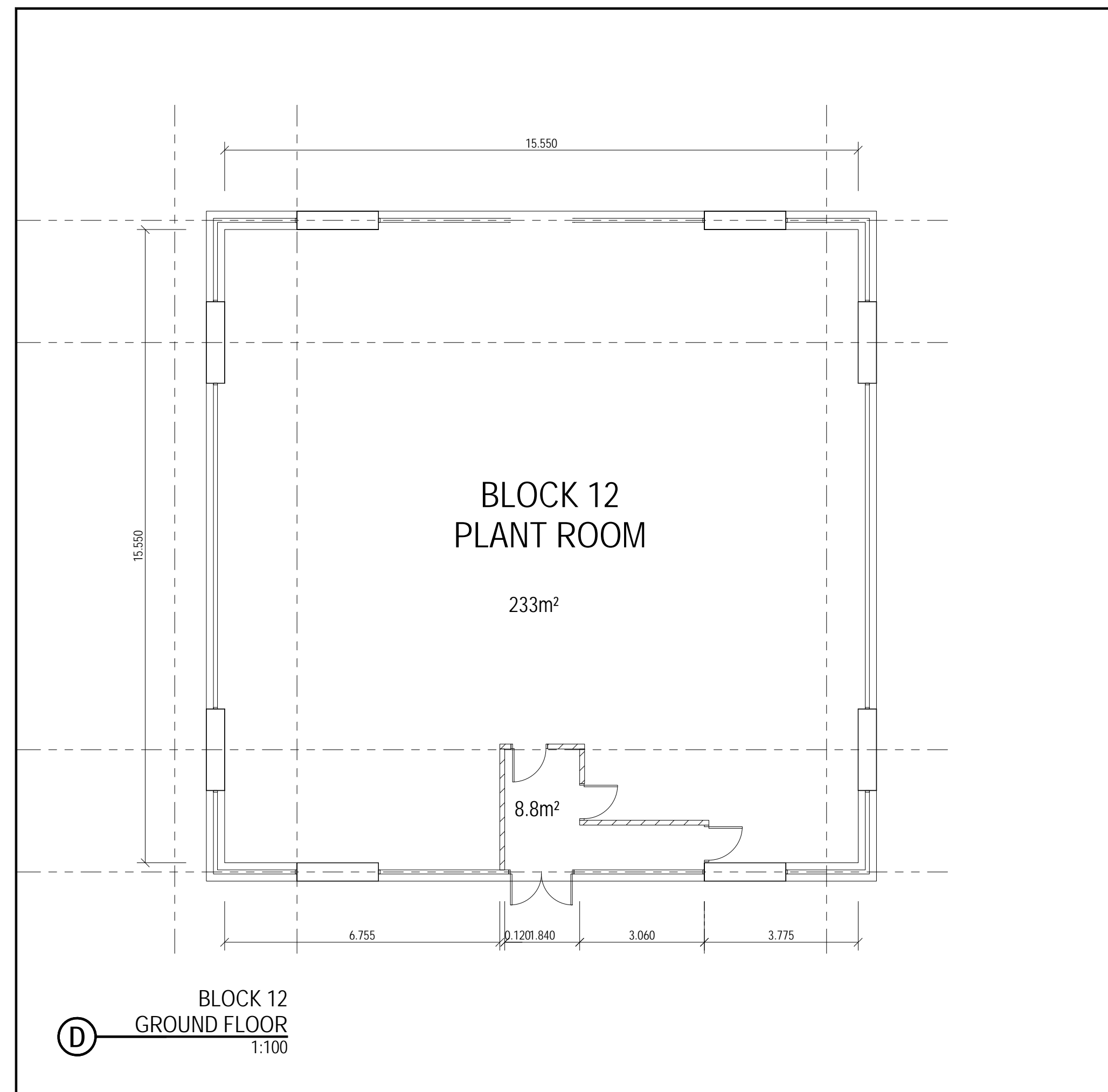
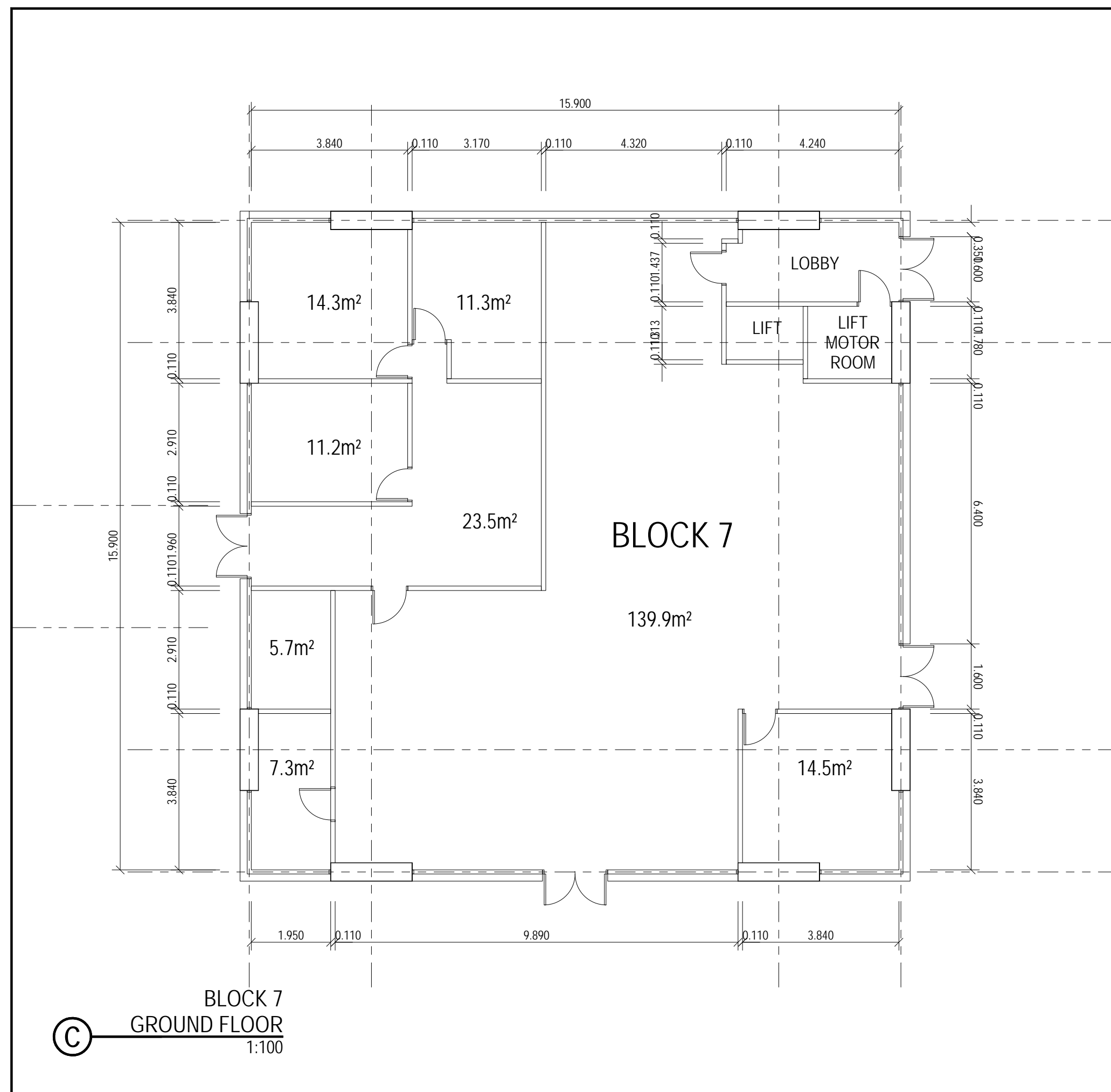
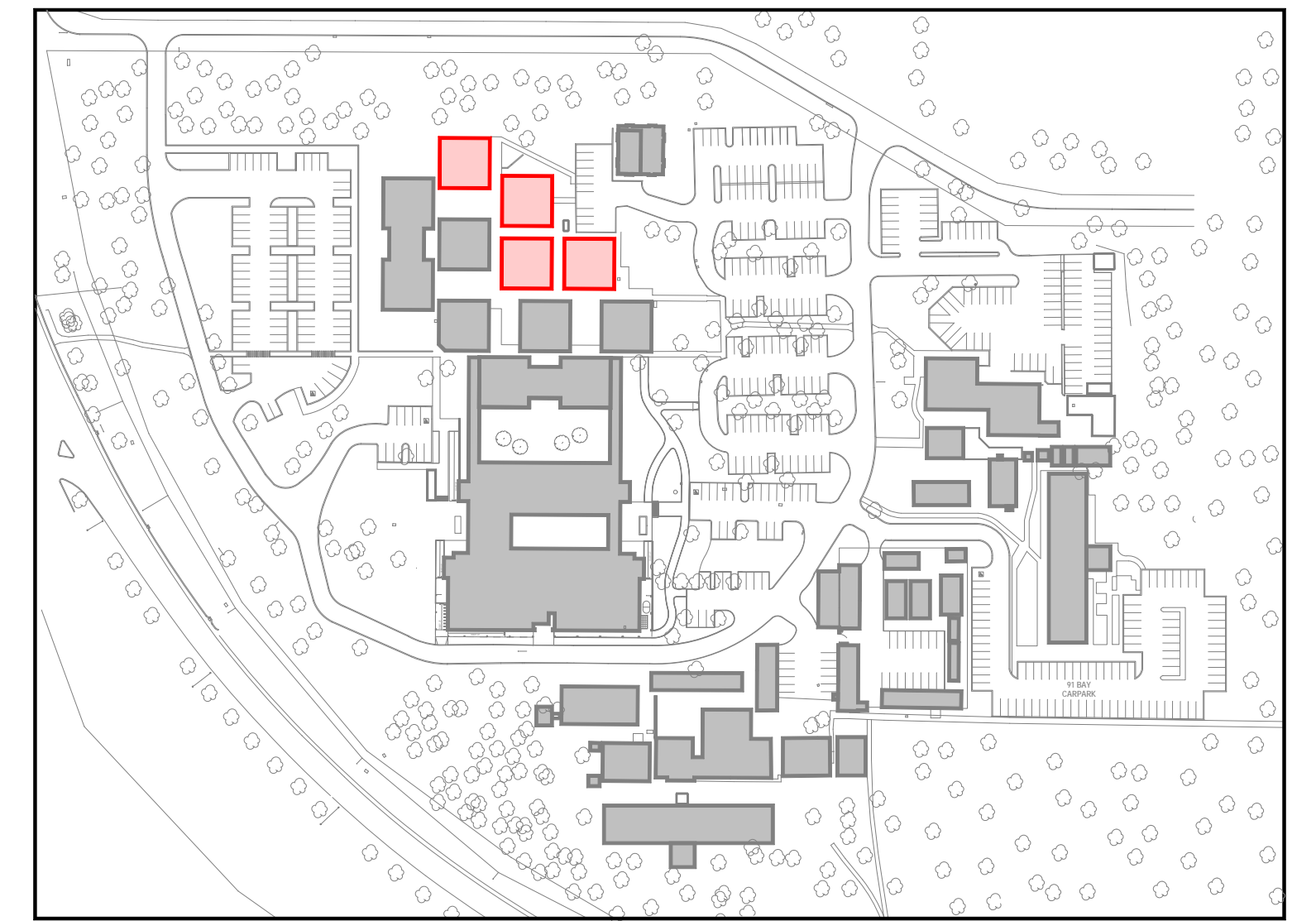
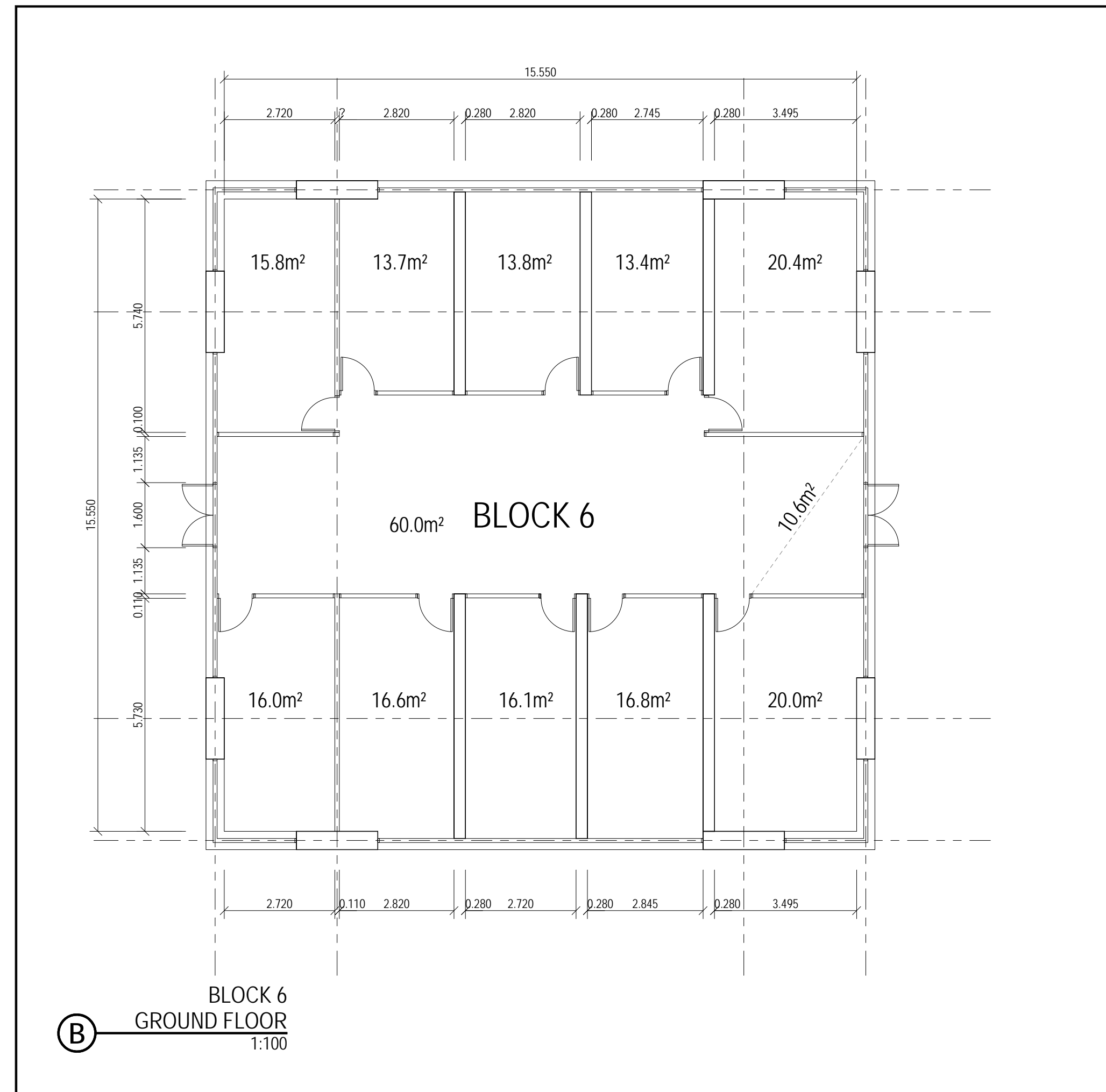
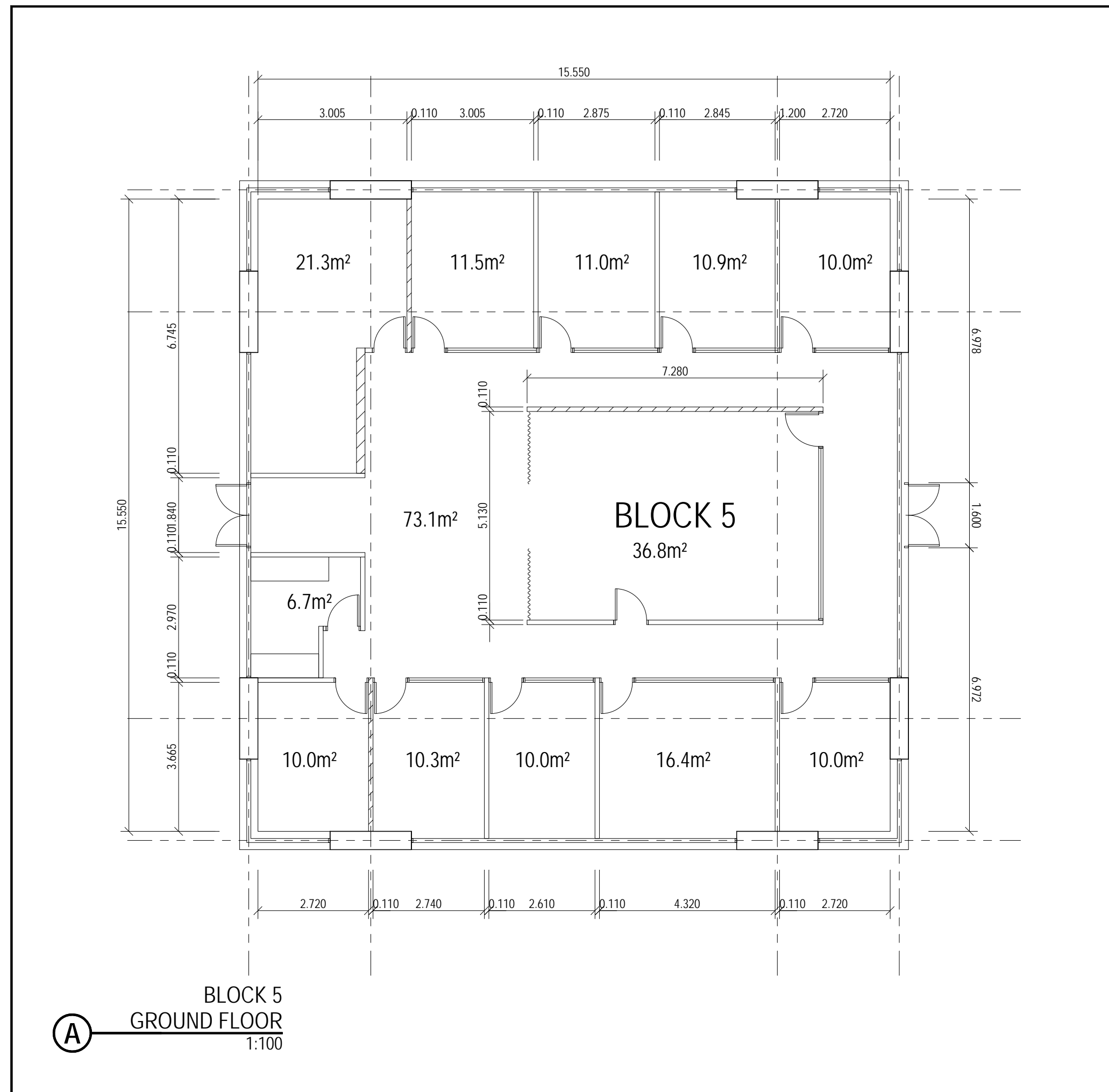
**Department of Treasury and Finance**  
**Building Management and Works**  
Government of Western Australia  
99 Plain Street East Perth W. A. 6004  
Tel (08) 9222 4666

FORESTS DEPARTMENT  
RESEARCH BUILDING COMO  
GROUND FLOOR  
DEPARTMENT OF ENVIRONMENT AND CONSERVATION  
KENSINGTON SITE

DRAWN	PCB	DESIGNED	PUBLIC WORKS DEPARTMENT, 1984	REDUCED
CHECKED		PRINCIPAL		DATE
APPROVED				24-07-2009
SCALE	1:100 @ A1	SIGNATURE		DRAWING No. <b>A08</b>

THIS IS A CAD DRAWING  
DO NOT AMEND MANUALLY





VERIFY ALL DIMENSIONS ON SITE BEFORE COMMENCING ANY WORK OR SHOP DRAWINGS

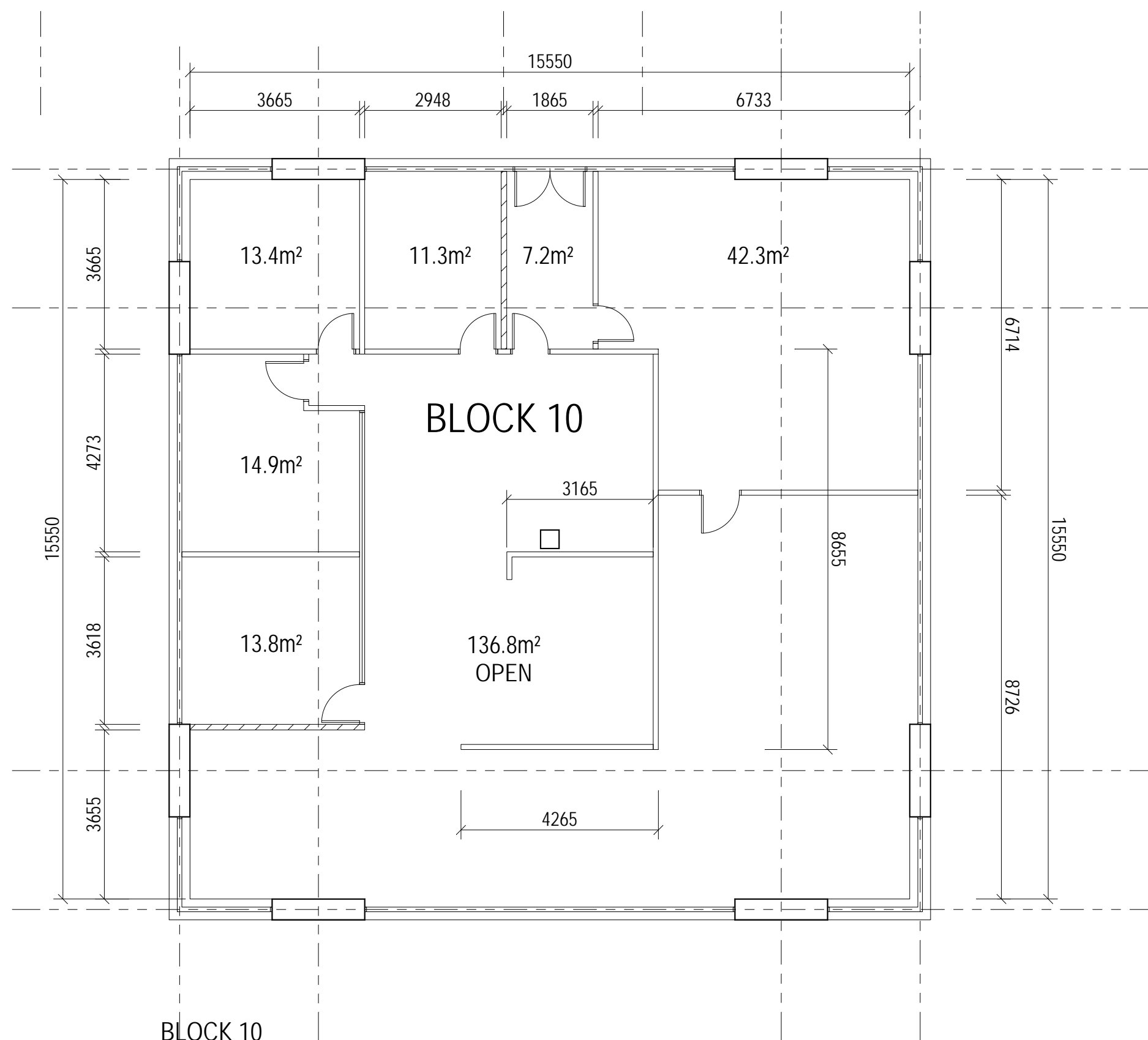
DOCUMENTATION BY:  
**FERGUSON ARCHITECTS**  
31 MALCOLM STREET, WEST PERTH WA 6005

**Department of Treasury and Finance**  
**Building Management and Works**  
Government of Western Australia  
99 Plain Street East Perth W. A. 6004  
Tel (08) 9222 4666

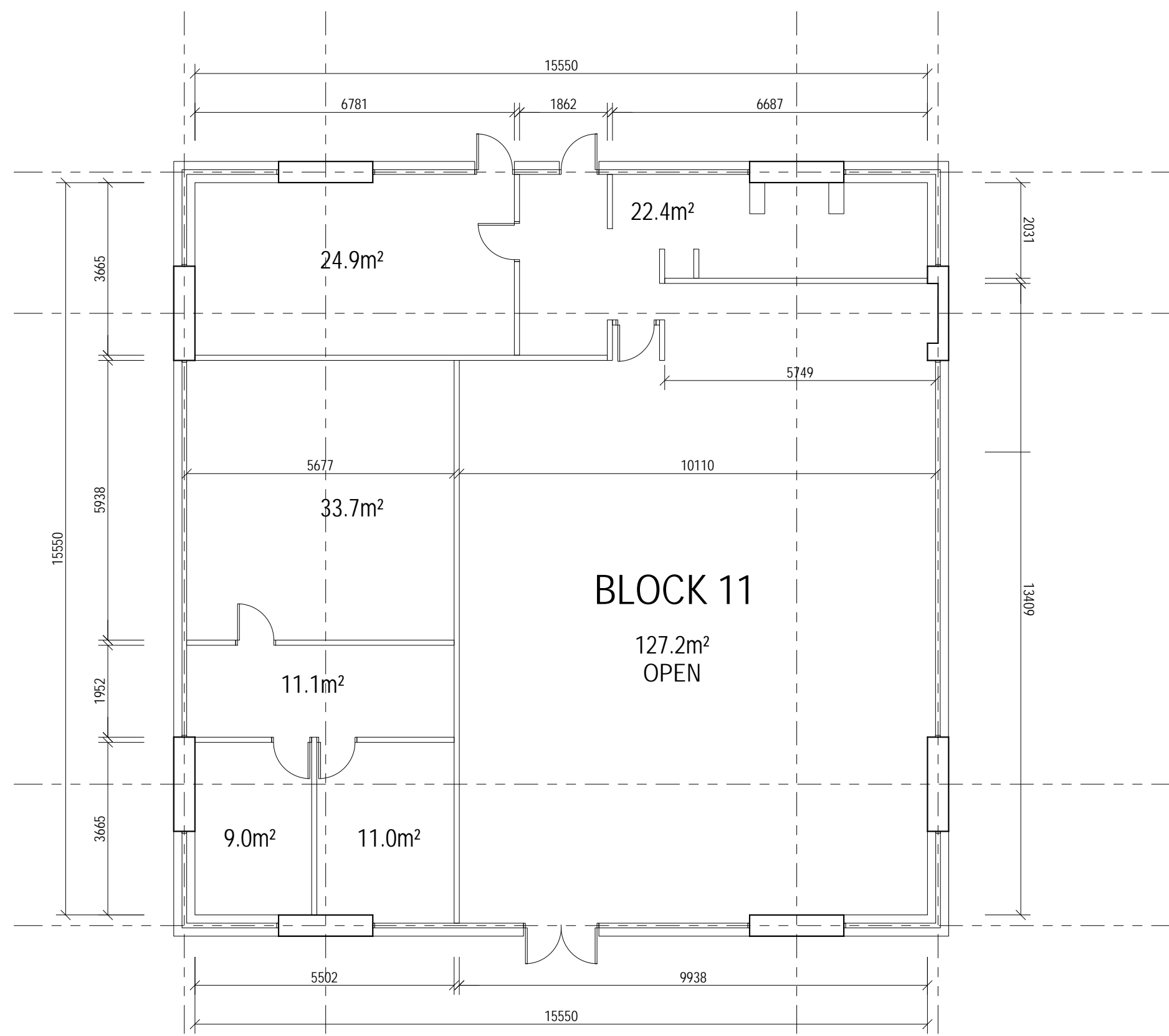
FORESTS DEPARTMENT  
RESEARCH BUILDING COM0  
GROUND FLOOR  
DEPARTMENT OF ENVIRONMENT AND CONSERVATION  
KENSINGTON SITE

DRAWN	PCB	DESIGNED	PUBLIC WORKS DEPARTMENT, 1964	REDUCED
CHECKED		PRINCIPAL		
APPROVED				DATE
SCALE	1:100 @ A1	SIGNATURE		24-07-2009
				DRAWING No. <b>A09</b>

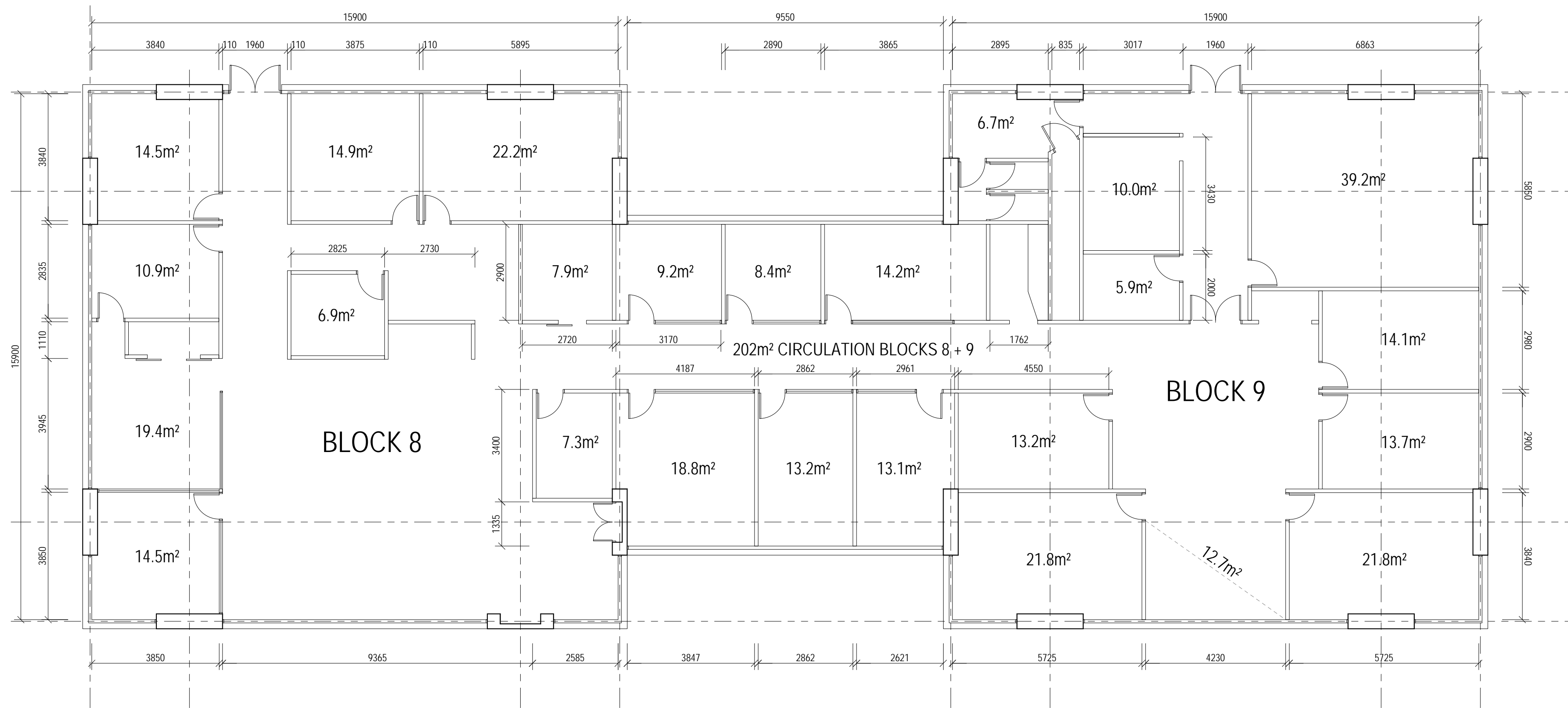
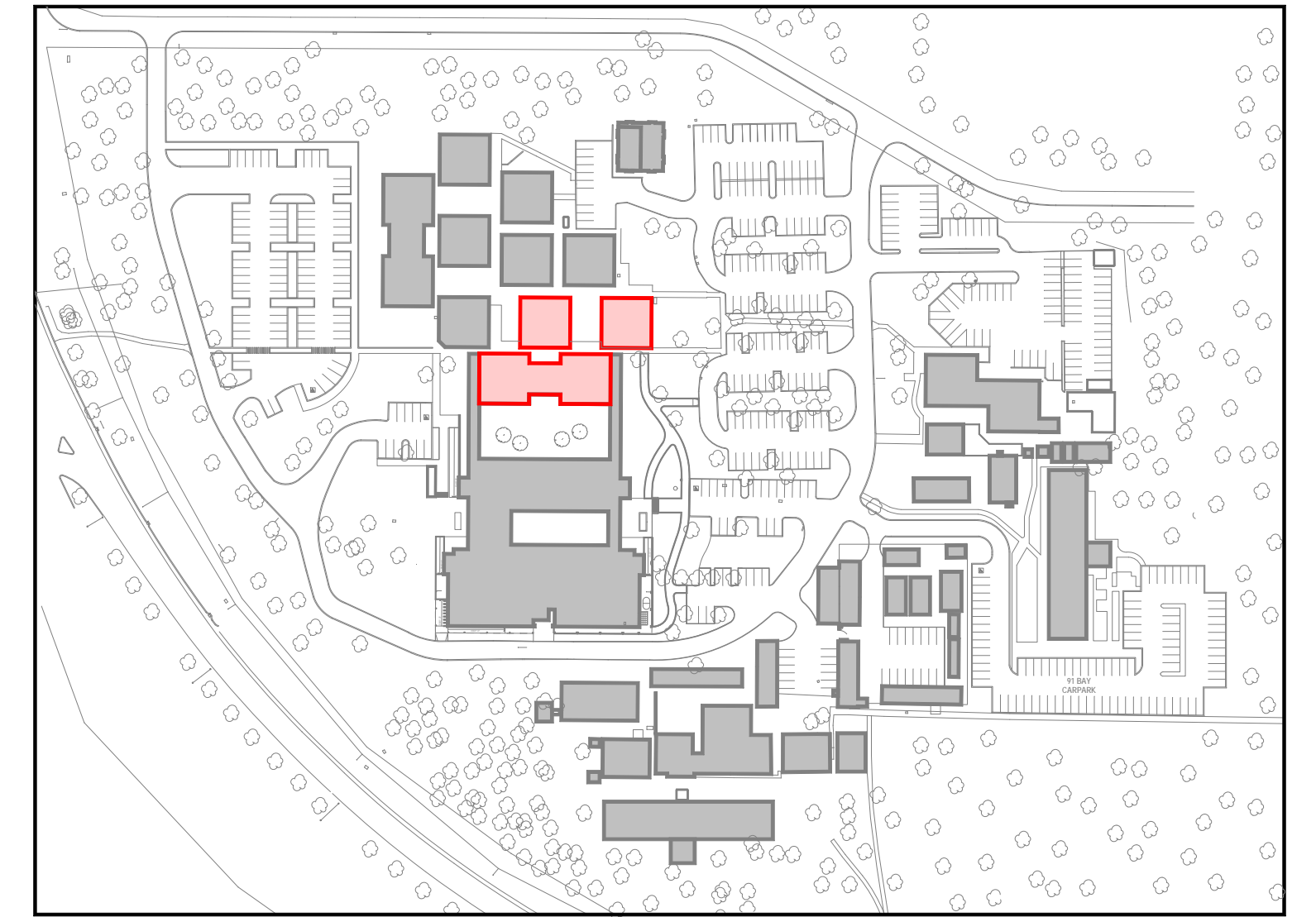
THIS IS A CAD DRAWING  
DO NOT AMEND MANUALLY




**A** BLOCK 10  
GROUND FLOOR  
1:100



**B** BLOCK 11  
GROUND FLOOR  
1:100



**C** BLOCK 8 & 9  
GROUND FLOOR  
1:100



VERIFY ALL DIMENSIONS ON SITE BEFORE COMMENCING ANY WORK OR SHOP DRAWINGS

DOCUMENTATION BY:  
**FERGUSON ARCHITECTS**  
31 MALCOLM STREET, WEST PERTH WA 6005

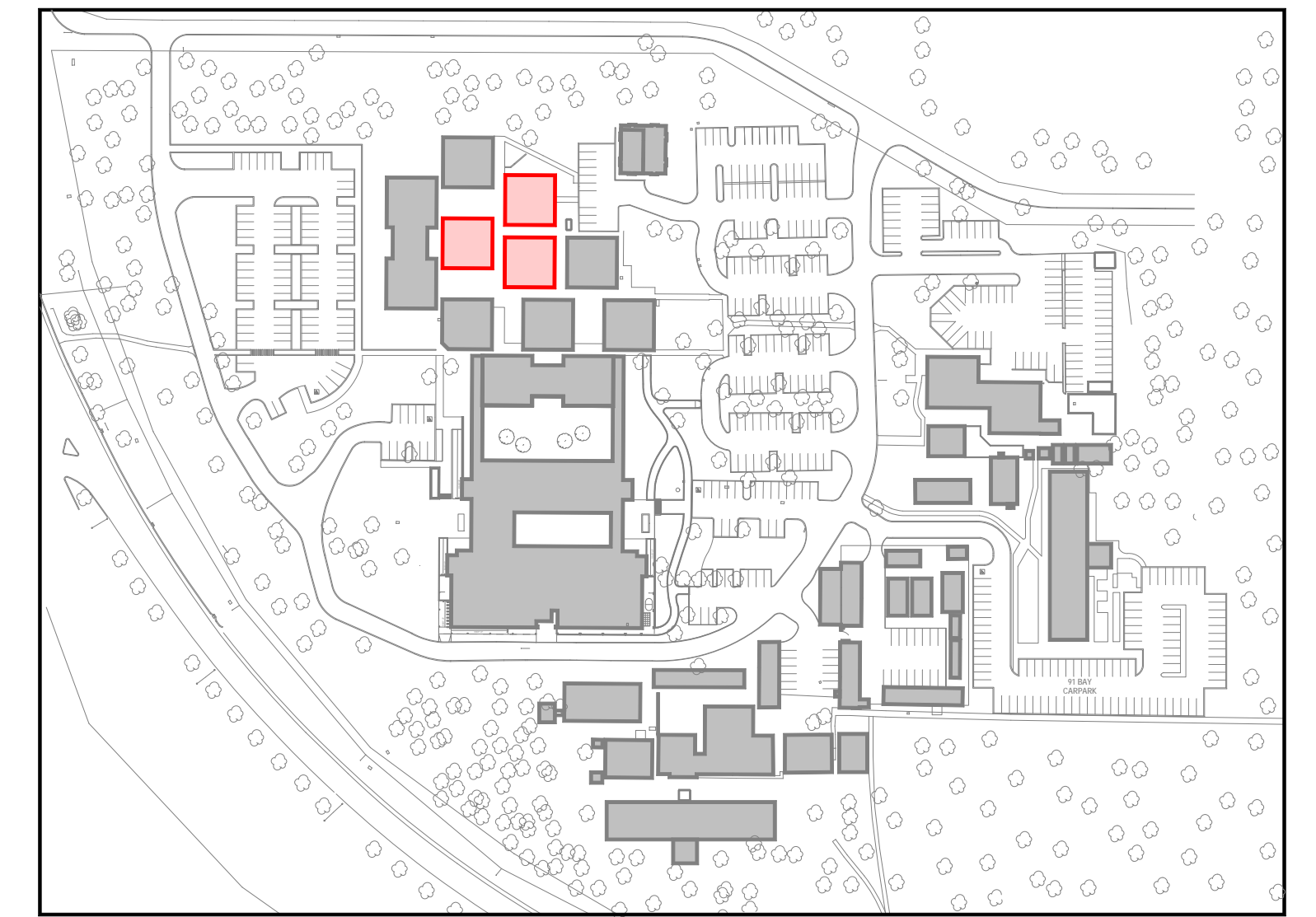
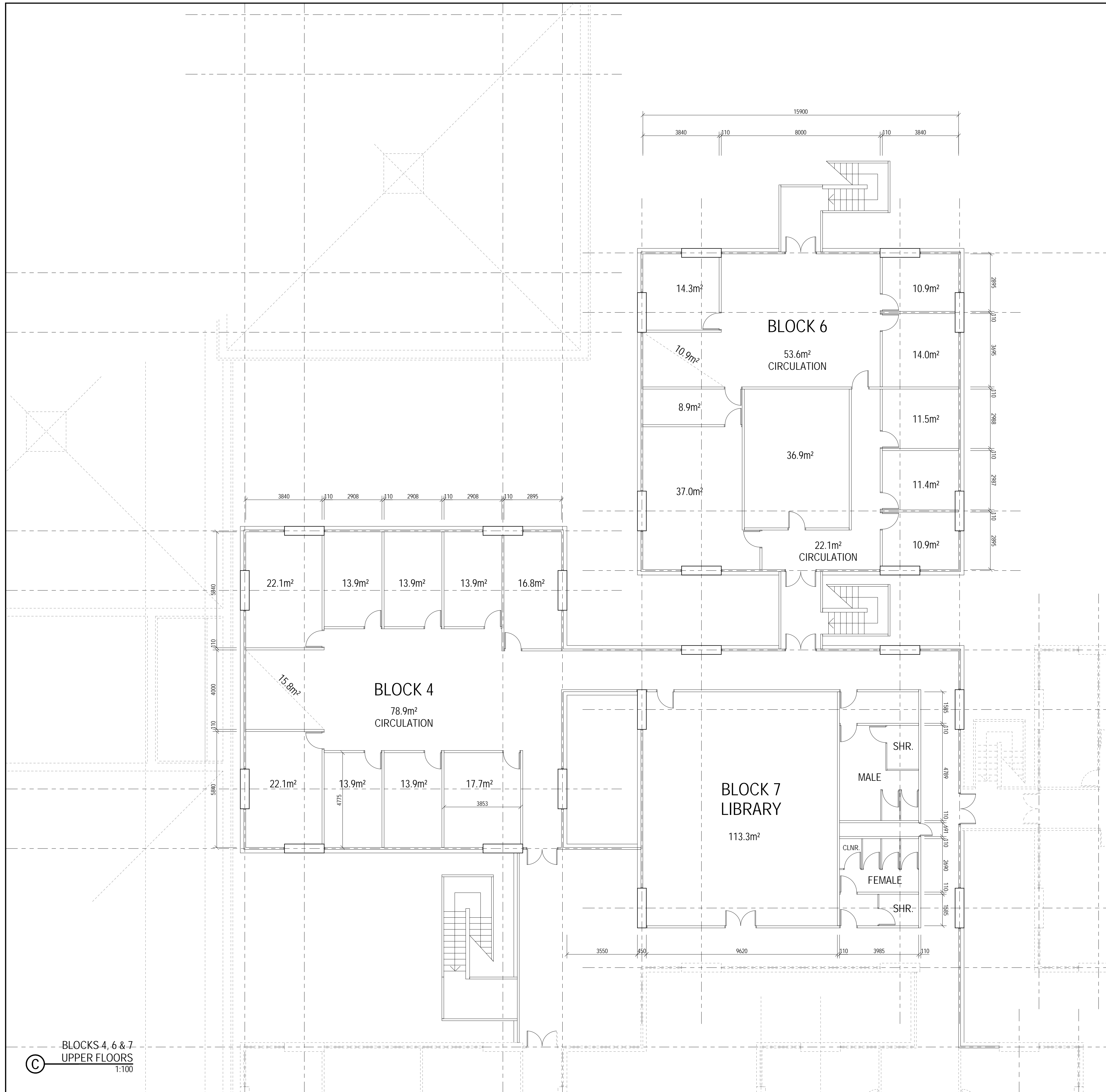
**Department of Treasury and Finance**  
**Building Management and Works**  
Government of Western Australia  
99 Plain Street East Perth W. A. 6004  
Tel (08) 9222 4666

FORESTS DEPARTMENT  
RESEARCH BUILDING COMO  
GROUND FLOOR  
DEPARTMENT OF ENVIRONMENT AND CONSERVATION  
KENSINGTON SITE

DRAWN	PCB	DESIGNED	PUBLIC WORKS DEPARTMENT, 1964	REDUCED
CHECKED		PRINCIPAL		
APPROVED				DATE
SCALE	1:100 @ A1	SIGNATURE		24-07-2009
				DRAWING No. <b>A10</b>

THIS IS A CAD DRAWING  
DO NOT AMEND MANUALLY





BLOCKS 4, 6 & 7  
UPPER FLOORS  
1:100



VERIFY ALL DIMENSIONS ON SITE BEFORE  
COMMENCING ANY WORK OR SHOP DRAWINGS


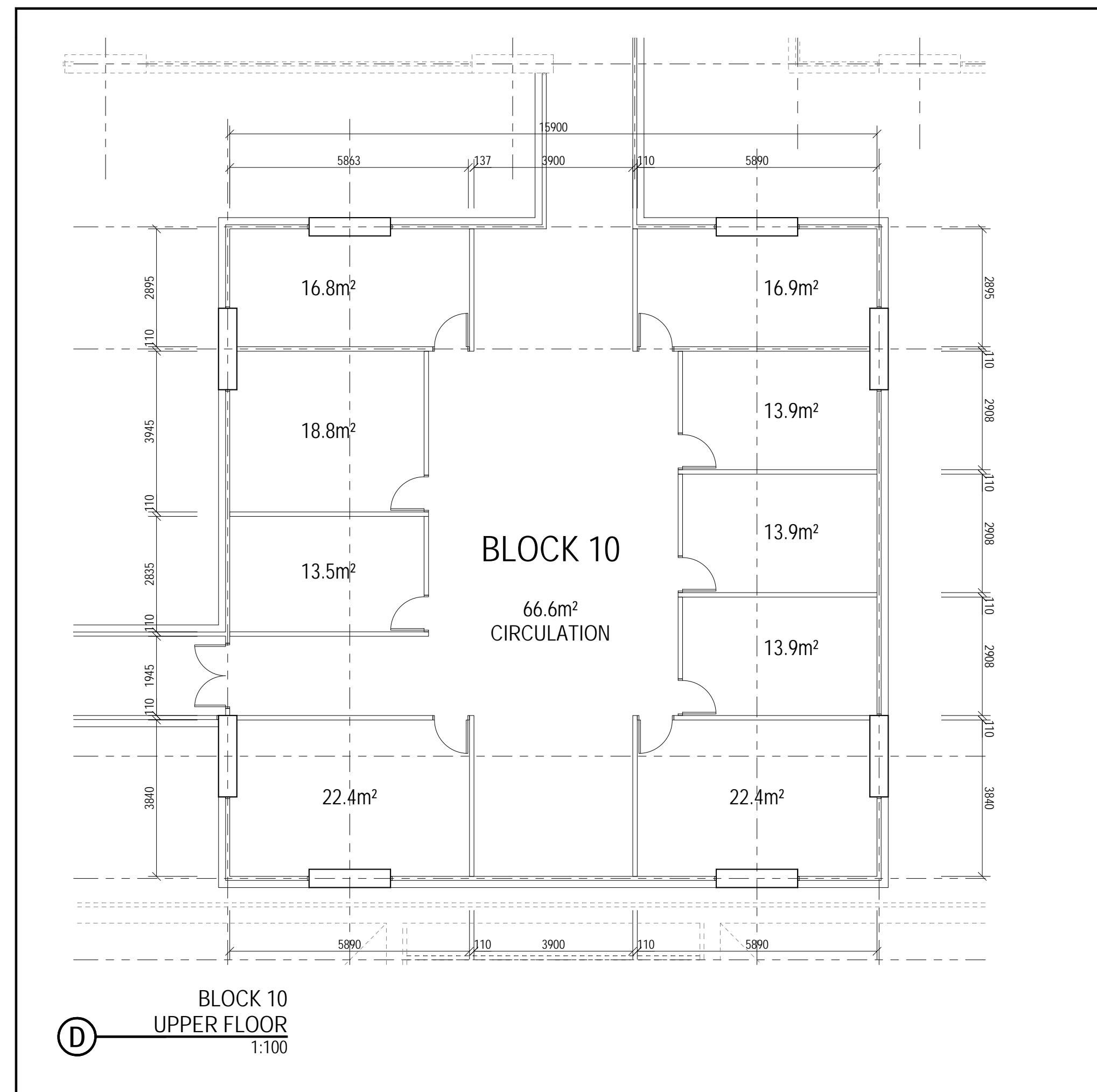
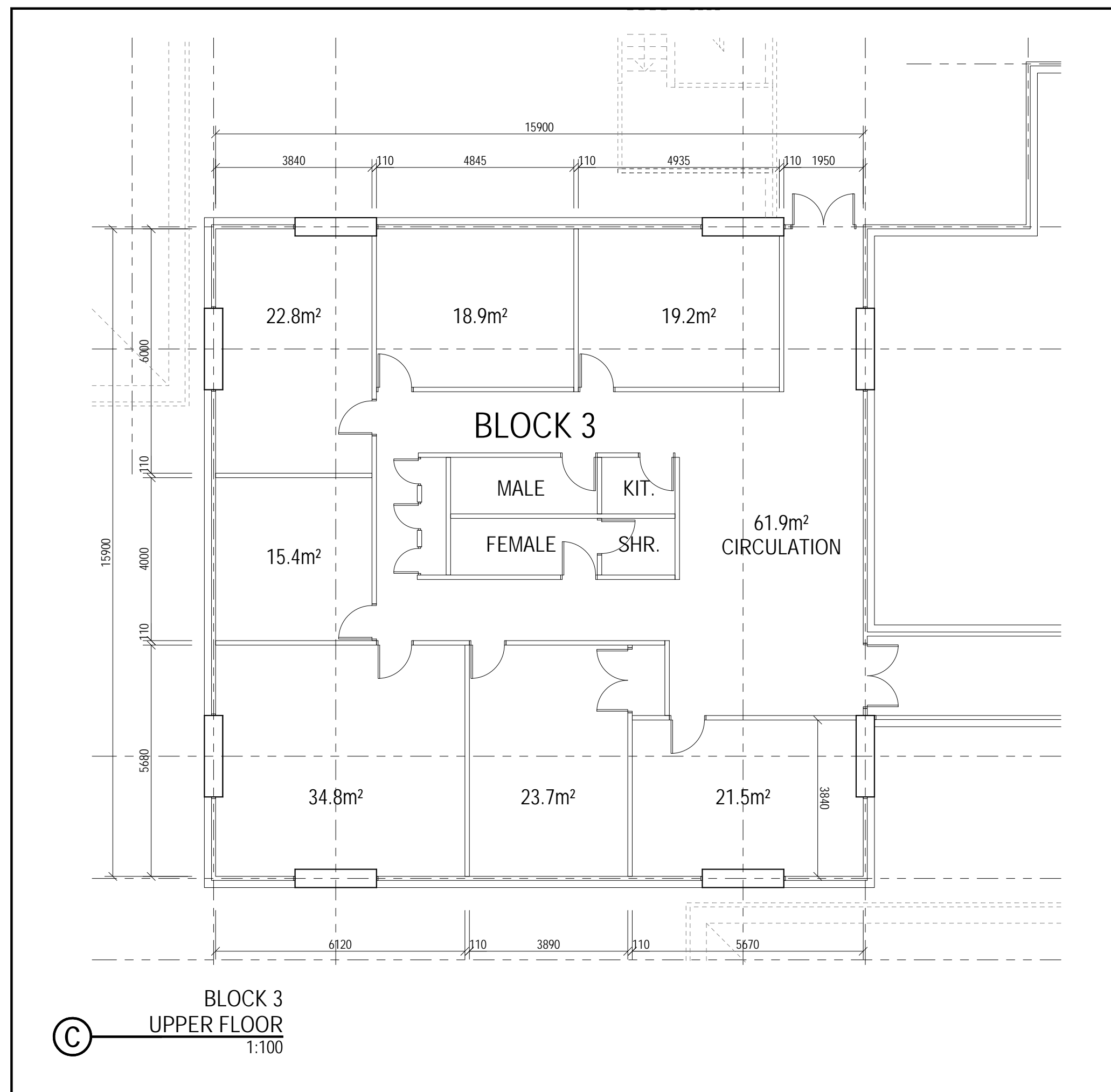
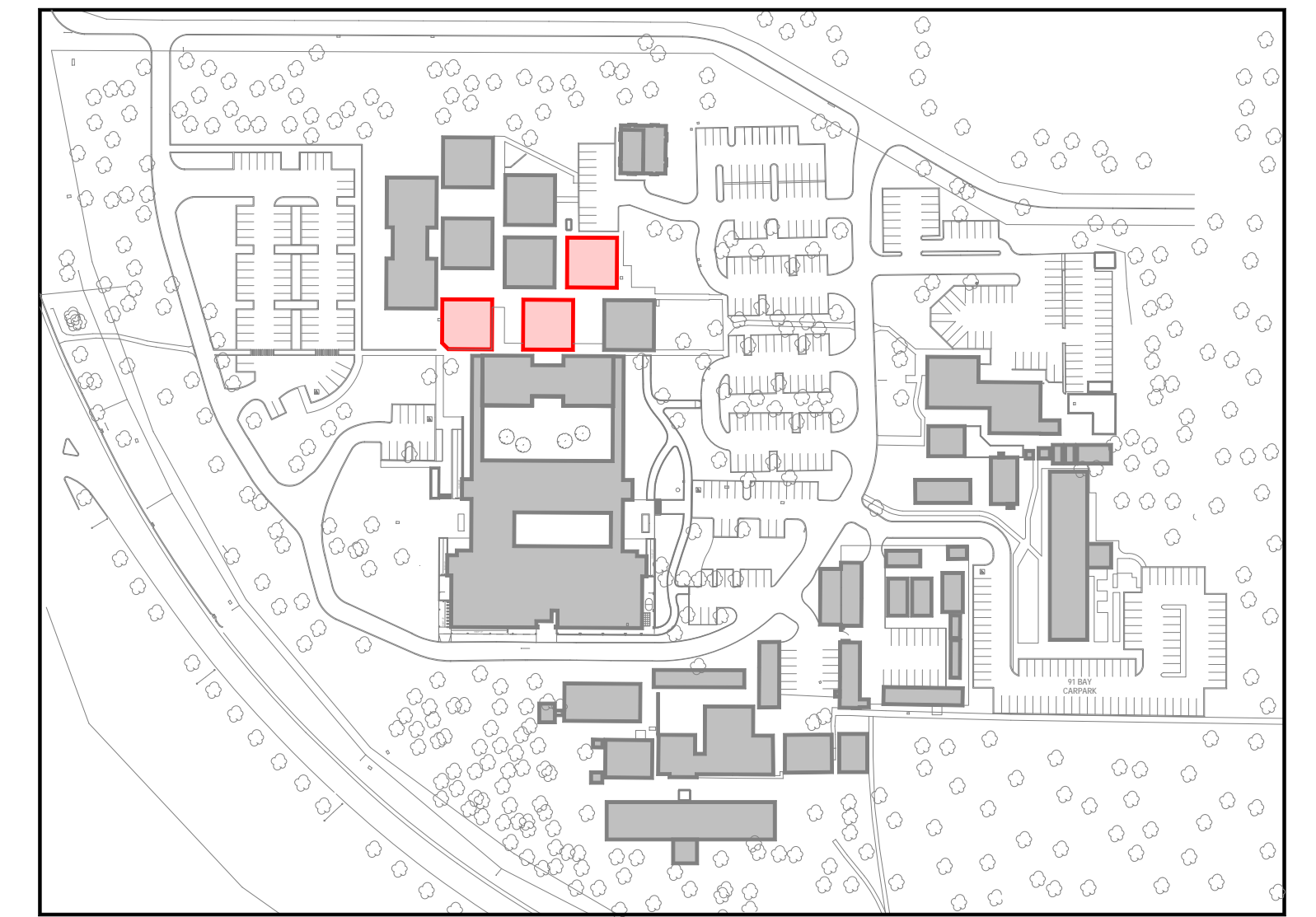
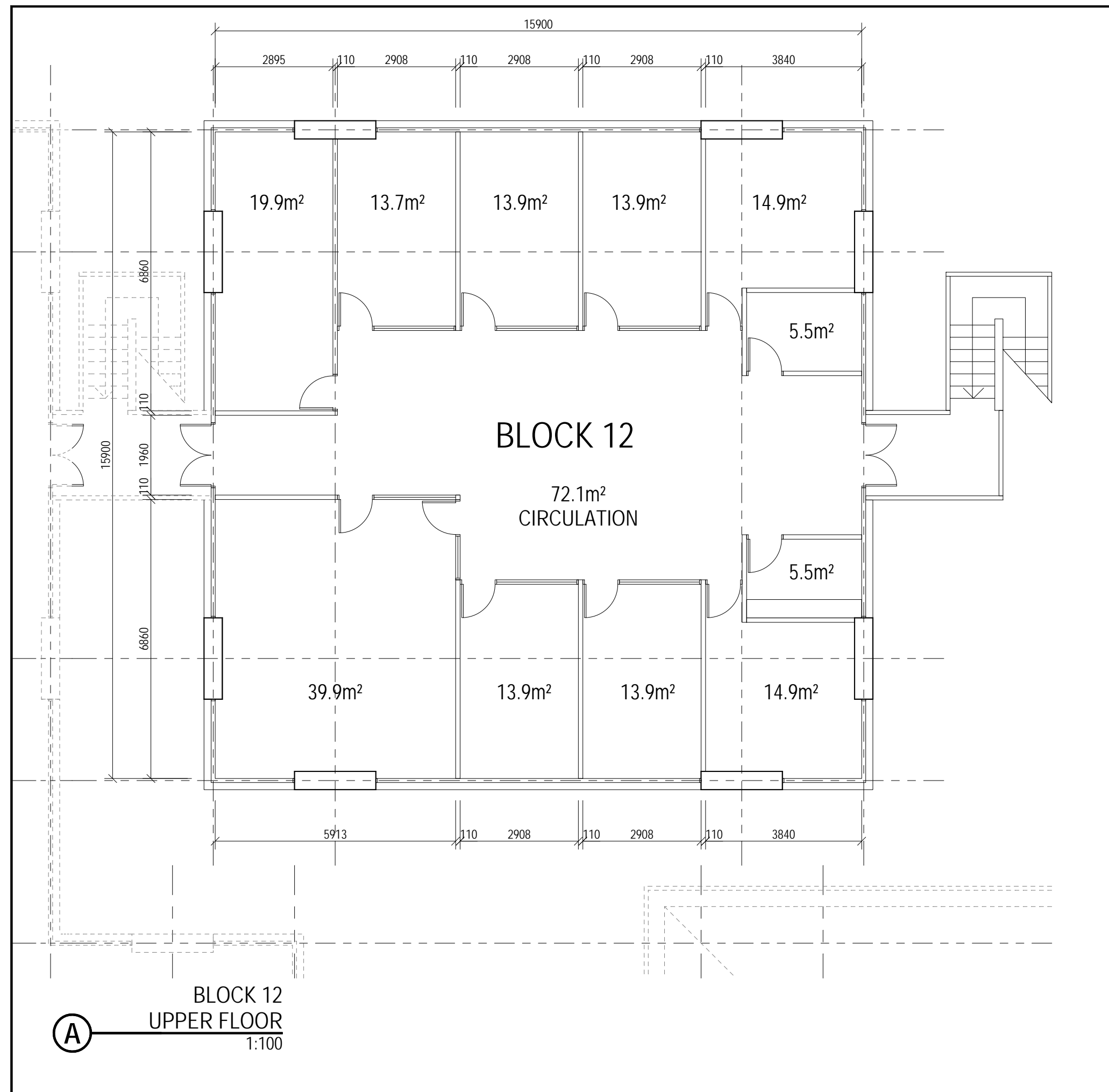
DOCUMENTATION BY:  
**FERGUSON ARCHITECTS**  
31 MALCOLM STREET, WEST PERTH WA 6005

**Department of Treasury and Finance**  
**Building Management and Works**  
Government of Western Australia  
99 Plain Street East Perth W. A. 6004  
Tel (08) 9222 4666

FORESTS DEPARTMENT  
RESEARCH BUILDING COMO  
GROUND FLOOR  
DEPARTMENT OF ENVIRONMENT AND CONSERVATION  
KENSINGTON SITE

DRAWN	PCB	DESIGNED	REDUCTION
CHECKED		PRINCIPAL	
APPROVED			DATE
SCALE	1:100 @ A1	SIGNATURE	24-07-2009
			DRAWING No. <b>A11</b>

THIS IS A CAD DRAWING  
DO NOT AMEND MANUALLY



VERIFY ALL DIMENSIONS ON SITE BEFORE COMMENCING ANY WORK OR SHOP DRAWINGS

DOCUMENTATION BY:  
**FERGUSON ARCHITECTS**  
31 MALCOLM STREET, WEST PERTH WA 6005


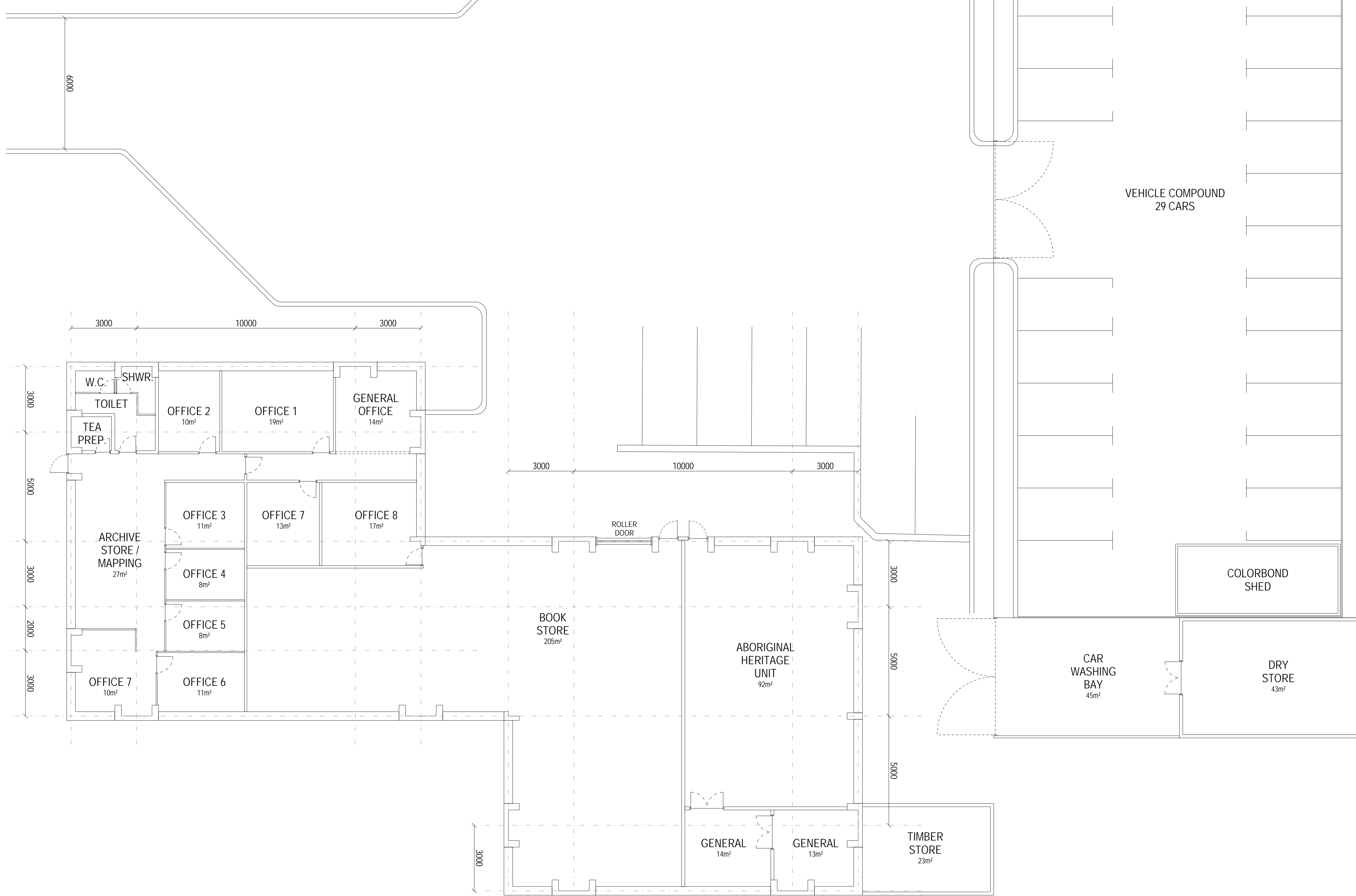
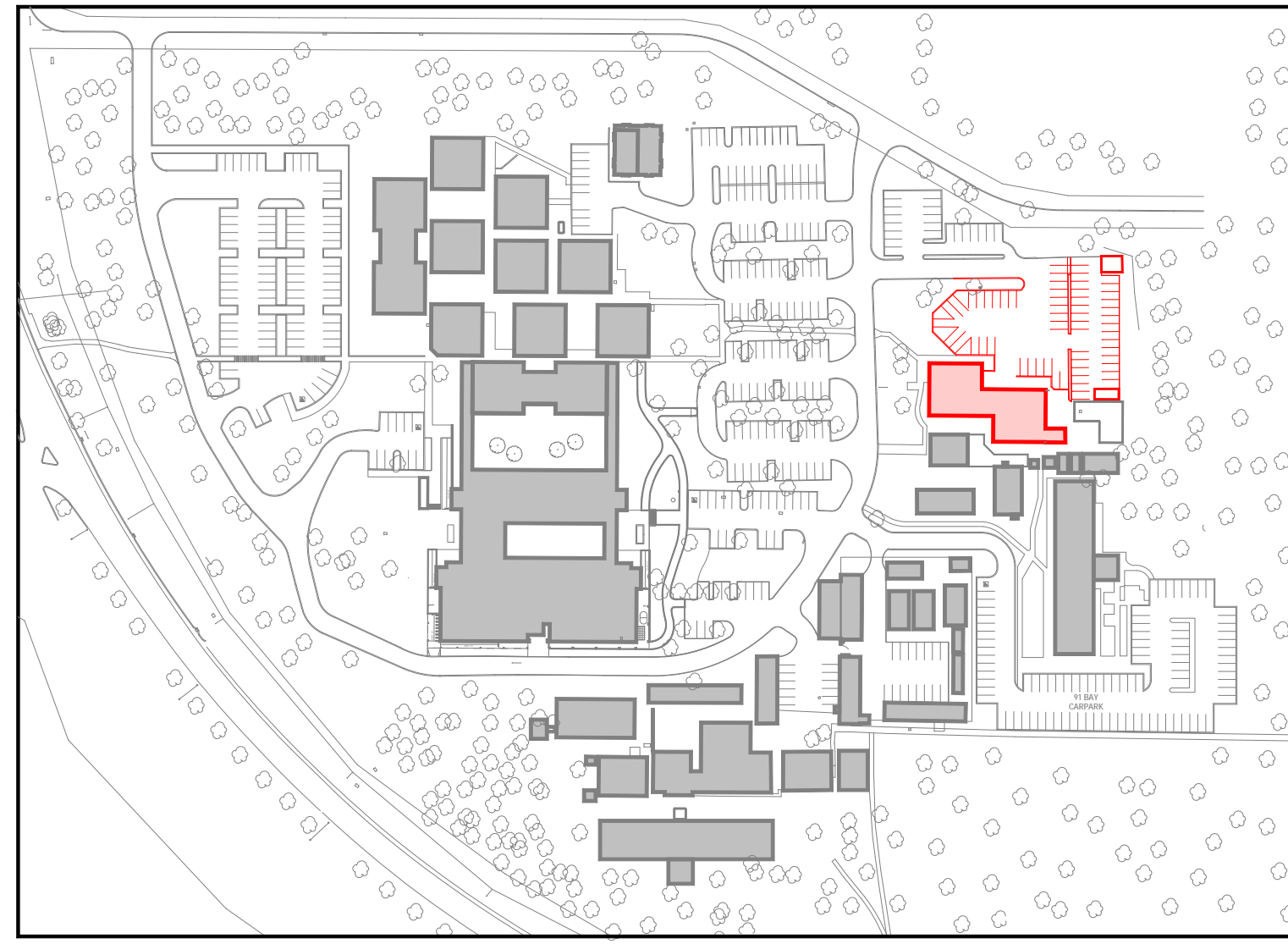
**Department of Treasury and Finance**  
**Building Management and Works**  
Government of Western Australia  
99 Plain Street East Perth W. A. 6004  
Tel (08) 9222 4666

FORESTS DEPARTMENT  
RESEARCH BUILDING COMO  
GROUND FLOOR  
DEPARTMENT OF ENVIRONMENT AND CONSERVATION  
KENSINGTON SITE

DRAWN	PCB	DESIGNED	PUBLIC WORKS DEPARTMENT, 1964	REDUCTION	
CHECKED		PRINCIPAL		DATE	24-07-2009
APPROVED				DRAWING No.	A12
SCALE	1:100 @ A1	SIGNATURE			

THIS IS A CAD DRAWING  
DO NOT AMEND MANUALLY





VERIFY ALL DIMENSIONS ON SITE BEFORE COMMENCING ANY WORK OR SHOP DRAWINGS

DOCUMENTATION BY:  
**FERGUSON ARCHITECTS**  
 31 MALCOLM STREET, WEST PERTH WA 6005

**Department of Treasury and Finance**  
**Building Management and Works**  
 Government of Western Australia  
 99 Plain Street East Perth W. A. 6004  
 Tel (08) 9222 4666

**WILDLIFE BRANCH EAST**  
 DEPARTMENT OF ENVIRONMENT AND CONSERVATION  
 KENSINGTON SITE

DRAWN	PCB	DESIGNED	PUBLIC WORKS DEPARTMENT, 1964	REDUCTION
CHECKED		PRINCIPAL		
APPROVED				DATE 24-07-2009
SCALE 1:100 @ A1		SIGNATURE		DRAWING No. <b>A13</b>

THIS IS A CAD DRAWING  
 DO NOT AMEND MANUALLY

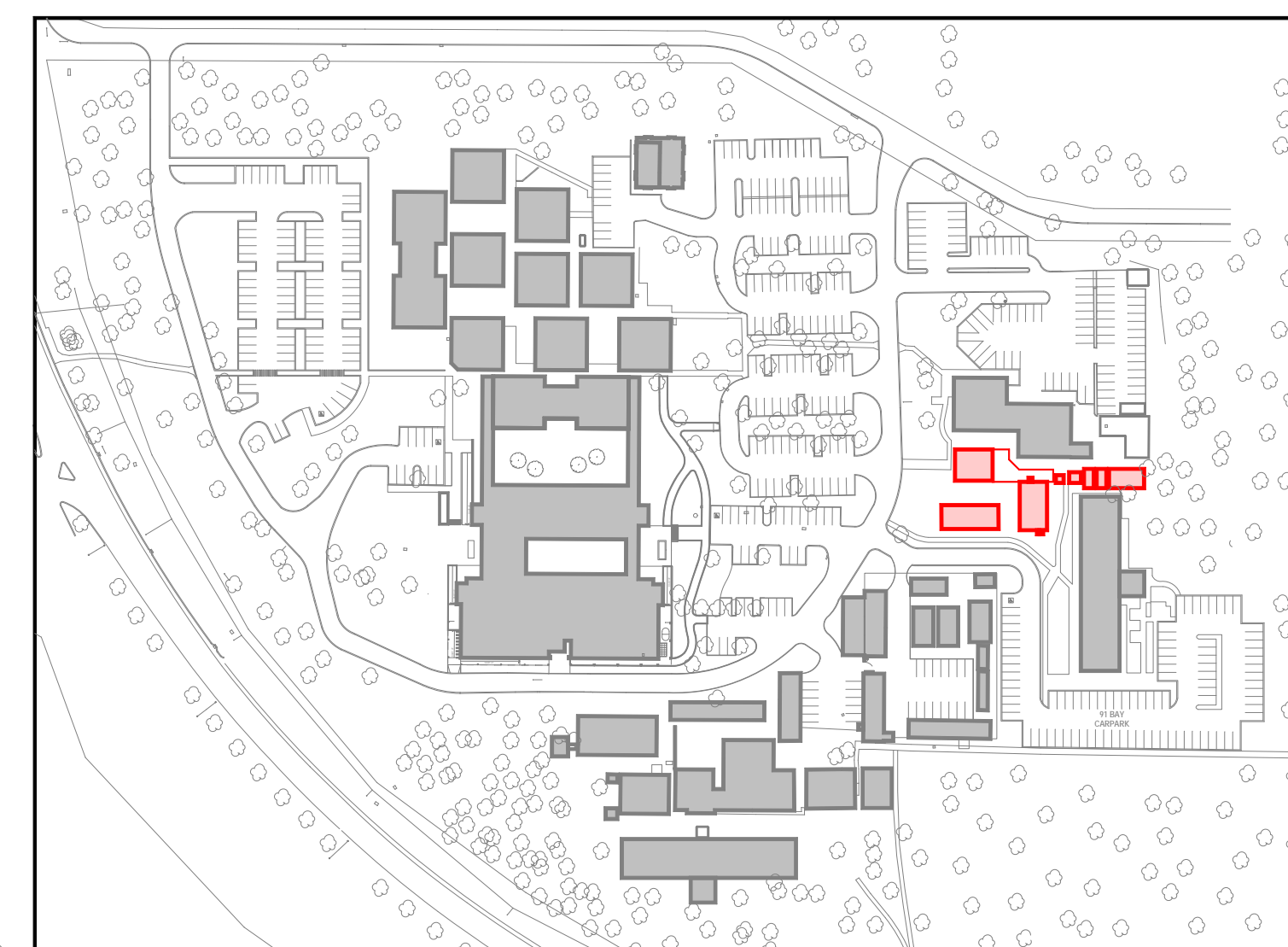
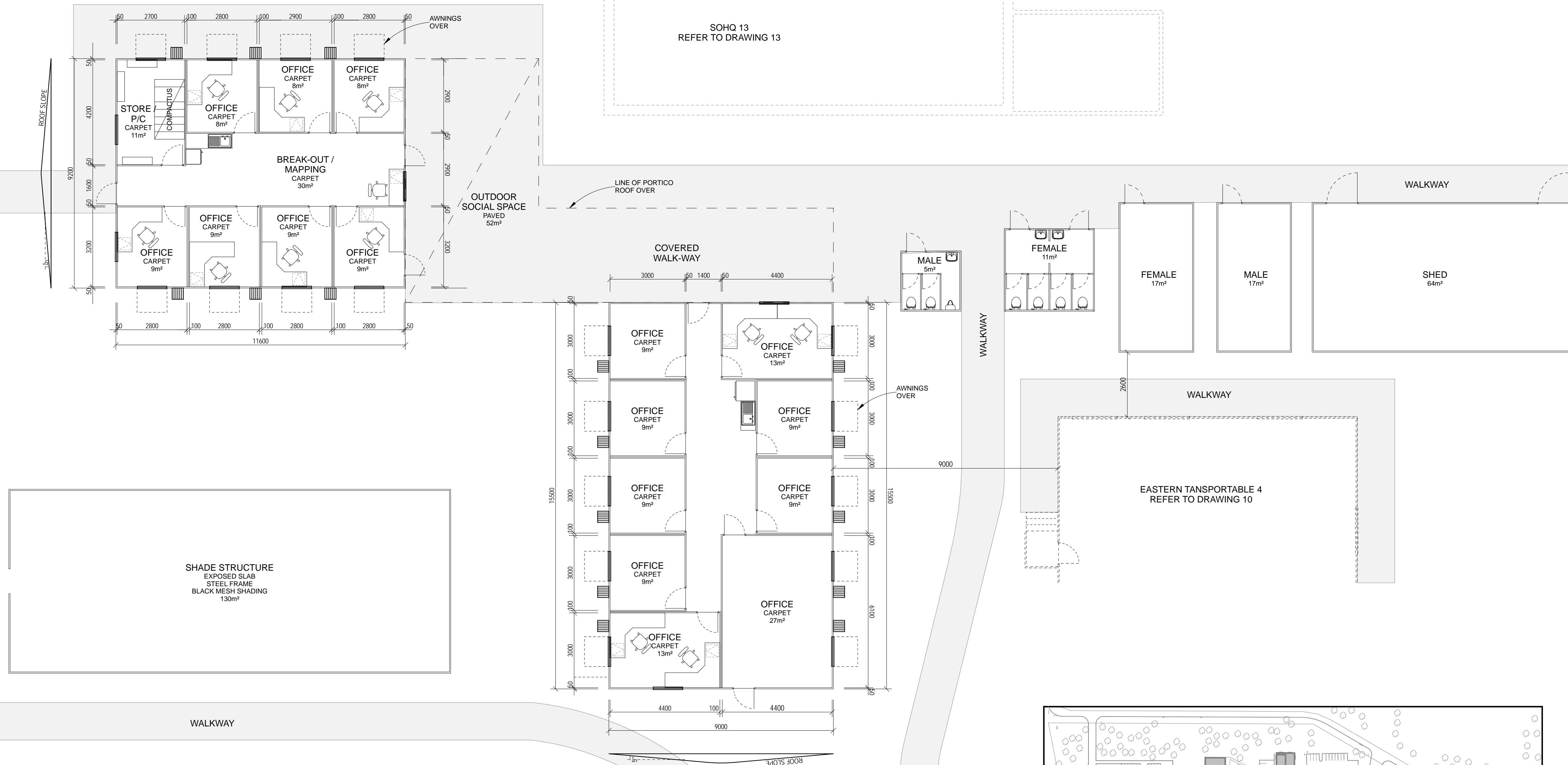
# BUILDING SPECIFICATION

PANEL BUILDING  
 BUILDING = NON-CYCLONIC  
 BUILDING HEIGHT 2400 THROUGHOUT  
 STEEL CHASSIS C/W 50 x 50 x 1/6 JOISTS @ 400 CENTRES  
 22mm AQUATITE TONGUE & GROOVE PARTICLE BOARD SHEETING  
 22mm COMPRESSED SHEETING IN CONFERENCE ROOM TO SUPPORT FILING UNIT (NORM. 4.2 x 1.3)  
 WALLS EXTERIOR = 50mm MODULAR FOAM CORED PANEL. COLORBOND SURFMIST™ IN COLOUR  
 WALLS INTERIOR = 50mm MODULAR FOAM CORED PANEL. COLORBOND SURFMIST™ IN COLOUR  
 EXTERNAL FLASHINGS TO BE WHITE IN COLOUR  
 CEILING FRAME = 90 x 35 PERIMETER & 90 x 45 TIMBER JOISTS @ 400mm CENTRES, C/W PURLINS TO FORM ROOF PITCH OF 5°  
 CEILING LINING = DORIGO SHEETS C/W 50mm NON-ALLERGENIC, TANTINE STULE SUNTHETIC BATTS  
 ROOF = CENTRE PITCH, STANDARD ZINCALUME SUPADEK SHEETING C/W ANTICON INSULATION  
 COMPRIBAND SEAL FITTED @ WALL / ROOF JUNCTION OF BUILDING  
 EXTERNAL DOORS = STANDARD PANEL DOORS C/W POWDER COATED WHITE TRIMS & ENTRANCE LOCK SET KEYED ALIKE  
 INTERNAL DOORS = HOLLOW CORED REDICOAT FLUCH PANEL DOORS 2040 x 820mm PAINTED WHITE C/W LOCK SET KEYED ALIKE

WINDOWS = ALUMINIUM SLIDING FRAMED POWDERCOATED WHITE FACE FIX TYPE (1800mm WIDEX 1000mm HIGH) C/W FLYSCREENS & HORIZONTAL ALUMINIUM BLINDS, GREY IN COLOUR  
 AWNINGS OVER ALL WINDOWS  
 WHITE FACE FIT ALUTECH SECURITY SCREENS  
 FLOOR COVERINGS = CARPET THROUGHOUT (MICHIGAN SPECIAL, CAT-850 C/NO) & 2mm COMMERCIAL GRADE VINYL (TO MATCH CARPET COLOUR) IN KITCHEN / STAFF ROOM  
 CUPBOARDS TO BE CONSTRUCTED FROM HMR MDF WITH 180° HINGES COMPLETE WITH DOORS & SHELF C/W 800mm WIDE LAMINATED BENCH TOP OVER CUPBOARDS  
 FFLLICK MIXER TAP, SUITABLE FOR USE WITH HOT WATER UNIT TO SINK  
 COLD WATER & DRAIN PIPING IS TO BE BROUGHT TO CLOSEST OUTSIDE EDGE OF BUILDING (CONNECTION BY OTHERS)  
 ZIP HYDROBOIL 705 LITRE SINGLE-PHASE ELECTRIC AUTO BOILER UNIT OR APPROVED EQUIVALENT. ANY EXPOSED PIPING TO BE CHROME FINISH  
 STIEBEL ELTRON SNY10 SINGLE-PHASE ELECTRIC HOT WATER UNIT  
 ALL CONDENSER UNITS ON CONCRETE BASES  
 COLORBOND TOP HOT SECTION COVERS (COLOUR TO MATCH WALLS) OVER EXTERNAL A/C PIPING BETWEEN INDOOR & OUTDOOR UNITS

SOHQ 14  
 REFER TO DRAWING 13

SOHQ 13  
 REFER TO DRAWING 13



VERIFY ALL DIMENSIONS ON SITE BEFORE COMMENCING ANY WORK OR SHOP DRAWINGS

DOCUMENTATION BY:  
**FERGUSON ARCHITECTS**  
 31 MALCOLM STREET, WEST PERTH WA 6005

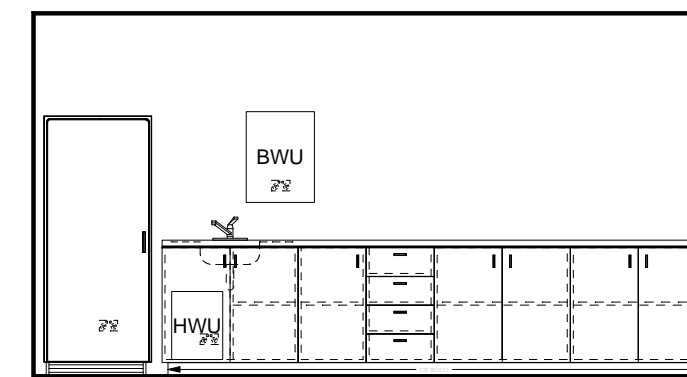
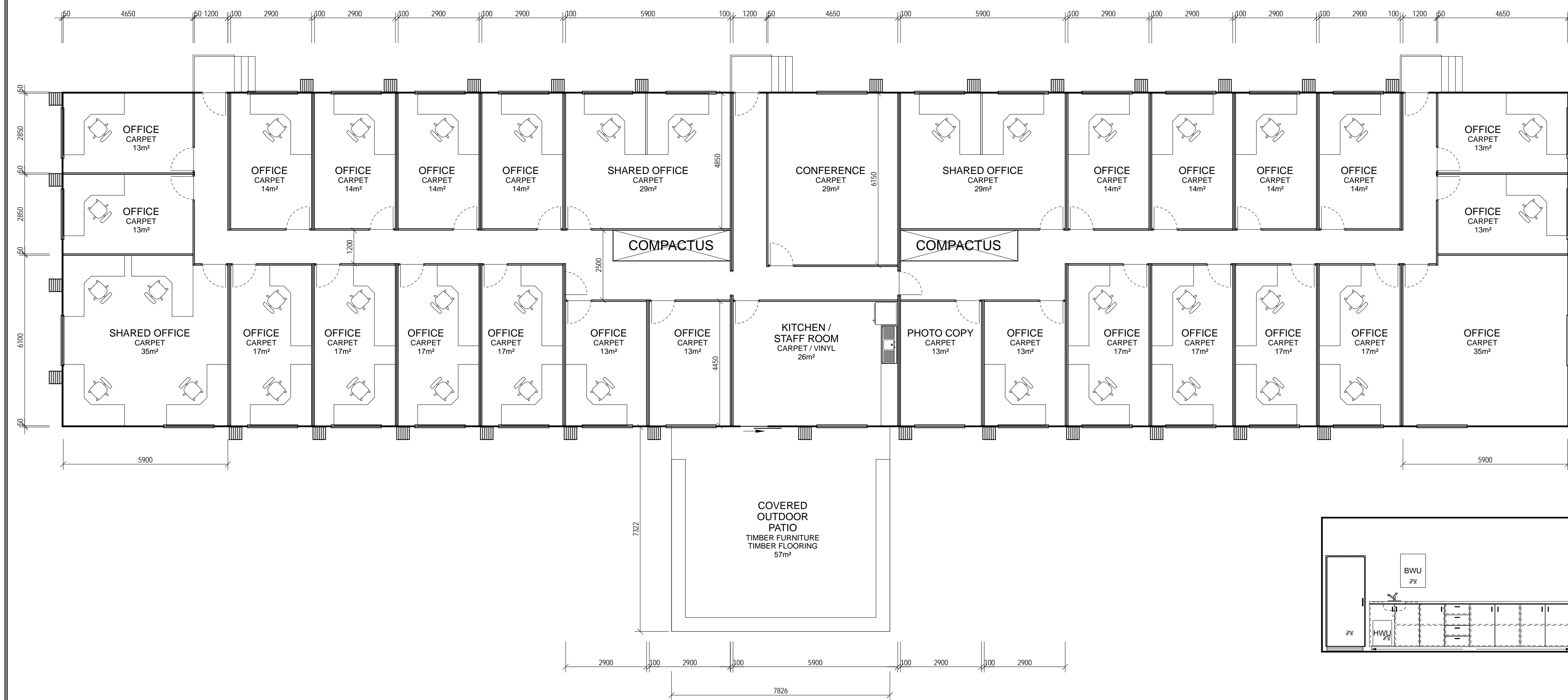
**Department of Treasury and Finance**  
**Building Management and Works**  
 Government of Western Australia  
 99 Plain Street East Perth W. A. 6004  
 Tel (08) 9222 4666

FORESTS DEPARTMENT  
 RESEARCH BUILDING COMO  
 DEPARTMENT OF ENVIRONMENT AND CONSERVATION  
 KENSINGTON SITE

DRAWN	PCB	DESIGNED	PUBLIC WORKS DEPARTMENT, 1964	REDUCED
CHECKED		PRINCIPAL		
APPROVED				DATE 24-07-2009
SCALE	1:100 @ A1	SIGNATURE		DRAWING No. A14

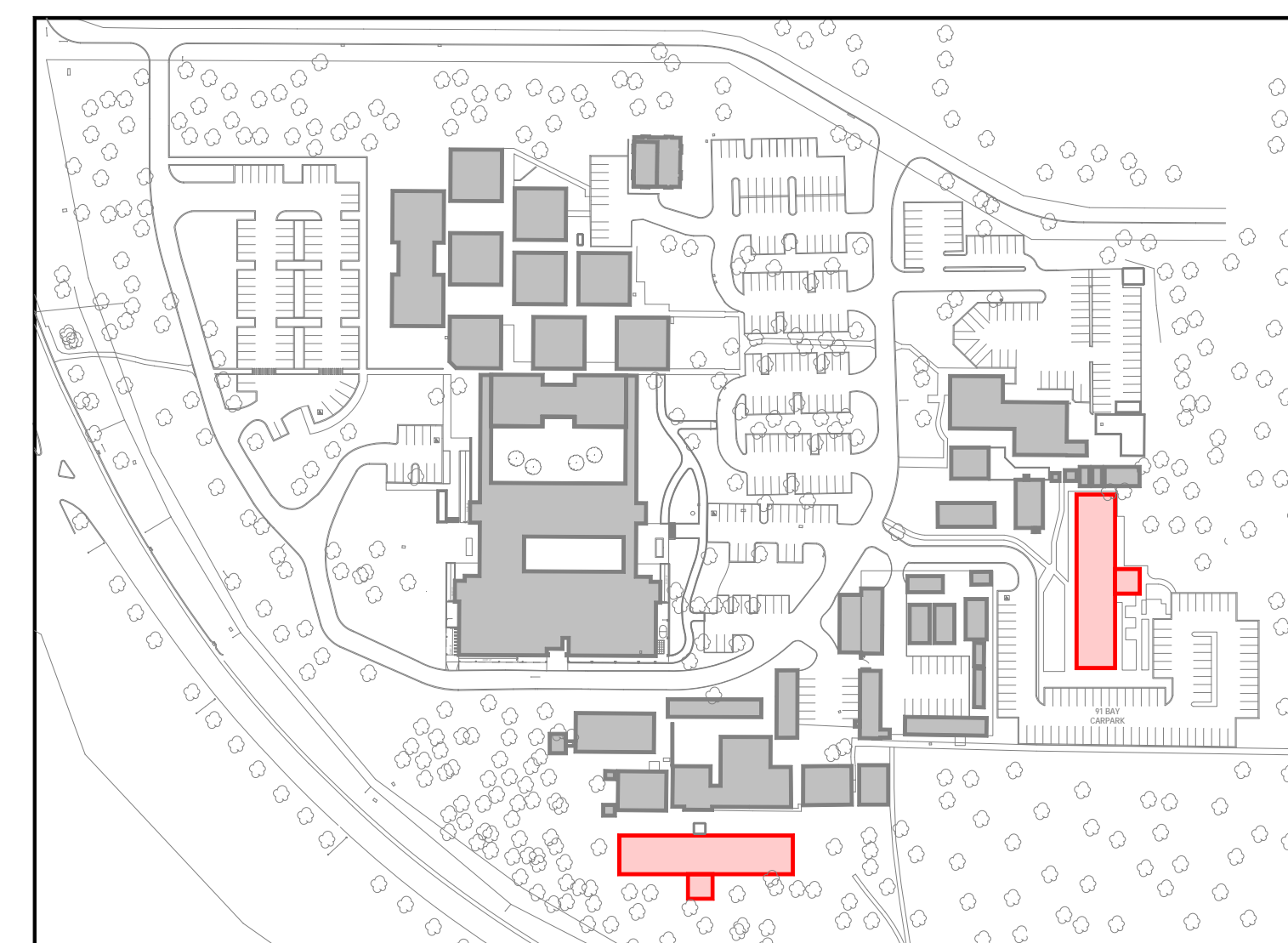
THIS IS A CAD DRAWING  
 DO NOT AMEND MANUALLY





## BUILDING SPECIFICATION

- PANEL BUILDING
- BUILDING = NON-CYCLONIC
- BUILDING HEIGHT 2400 THROUGHOUT
- STEEL CHASSIS C/W 50 x 50 x 1/6 JOISTS @ 400 CENTRES
- 22mm AQUATITE TONGUE & GROOVE PARTICLE BOARD SHEETING
- 22mm COMPRESSED SHEETING IN CONFERENCE ROOM TO SUPPORT FILING UNIT (NORM. 4.2 x 1.3)
- WALLS EXTERIOR = 50mm MODULAR FOAM CORED PANEL. COLORBOND SURFMIST™ IN COLOUR
- WALLS INTERIOR = 50mm MODULAR FOAM CORED PANEL. COLORBOND SURFMIST™ IN COLOUR
- EXTERNAL FLASHINGS TO BE WHITE IN COLOUR
- CEILING FRAME = 90 x 35 PERIMETER & 90 x 45 TIMBER JOISTS @ 400mm CENTRES, C/W PURLINS TO FORM ROOF PITCH OF 5°
- CEILING LINING = DORIGO SHEETS C/W 50mm NON-ALLERGENIC, TANTINE STULE SUNTHETIC BATTS
- ROOF = CENTRE PITCH, STANDARD ZINCALUME SUPADEK SHEETING C/W ANTICON INSULATION
- COMPRIBAND SEAL FITTED @ WALL / ROOF JUNCTION OF BUILDING
- EXTERNAL DOORS = STANDARD PANEL DOORS C/W POWDER COATED WHITE TRIMS & ENTRANCE LOCK SET KEYED ALIKE
- INTERNAL DOORS = HOLLOW CORED REDICOAT FLUCH PANEL DOORS 2040 x 820mm PAINTED WHITE C/W LOCK SET KEYED ALIKE (31 OFF)
- WINDOWS = ALUMINIUM SLIDING FRAMED POWDERCOATED WHITE FACE FIX TYPE (1800mm WIDEX 1000mm HIGH) C/W FLYSCREENS & HORIZONTAL ALUMINIUM BLINDS, GREY IN COLOUR
- WHITE FACE FIT ALUTECH SECURITY SCREENS
- FLOOR COVERINGS = CARPET THROUGHOUT (MICHIGAN SPECIAL, CAT-850 C/NO) & 2mm COMMERCIAL GRADE VINYL (TO MATCH CARPET COLOUR) IN KITCHEN / STAFF ROOM
- CUPBOARDS TO BE CONSTRUCTED FROM HMR MDF WITH 180° HINGES COMPLETE WITH DOORS & SHELF C/W 800mm WIDE LAMINATED BENCH TOP OVER CUPBOARDS
- FFLICK MIXER TAP, SUITABLE FOR USE WITH HOT WATER UNIT TO SINK
- COLD WATER & DRAIN PIPING IS TO BE BROUGHT TO CLOSEST OUTSIDE EDGE OF BUILDING (CONNECTION BY OTHERS)
- ZIP HYDROBOIL 705 LITRE SINGLE-PHASE ELECTRIC AUTO BOILER UNIT OR APPROVED EQUIVALENT. ANY EXPOSED PIPING TO BE CHROME FINISH
- STIEBEL ELTRON SNY10 SINGLE-PHASE ELECTRIC HOT WATER UNIT
- ELECTRICAL FIXTURES:
- 94 OFF 2x36W 1200mm CEILING MOUNTED DIFFUSED TRIPHOSPHER LUMINAIRES
- 34 OFF SINGLE LIGHT SWITCHES
- 4 OFF SINGLE POWER POINTS
- 59 OFF DOUBLE GPOs, DATA & PHONE POINT ON SKIRTING DUCT
- 7 OFF WALL MOUNTED EXIT LIGHTS
- ALL CONDENSER UNITS ON CONCRETE BASES
- COLORBOND TOP HOT SECTION COVERS (COLOUR TO MATCH WALLS) OVER EXTERNAL A/C PIPING BETWEEN INDOOR & OUTDOOR UNITS



VERIFY ALL DIMENSIONS ON SITE BEFORE COMMENCING ANY WORK OR SHOP DRAWINGS

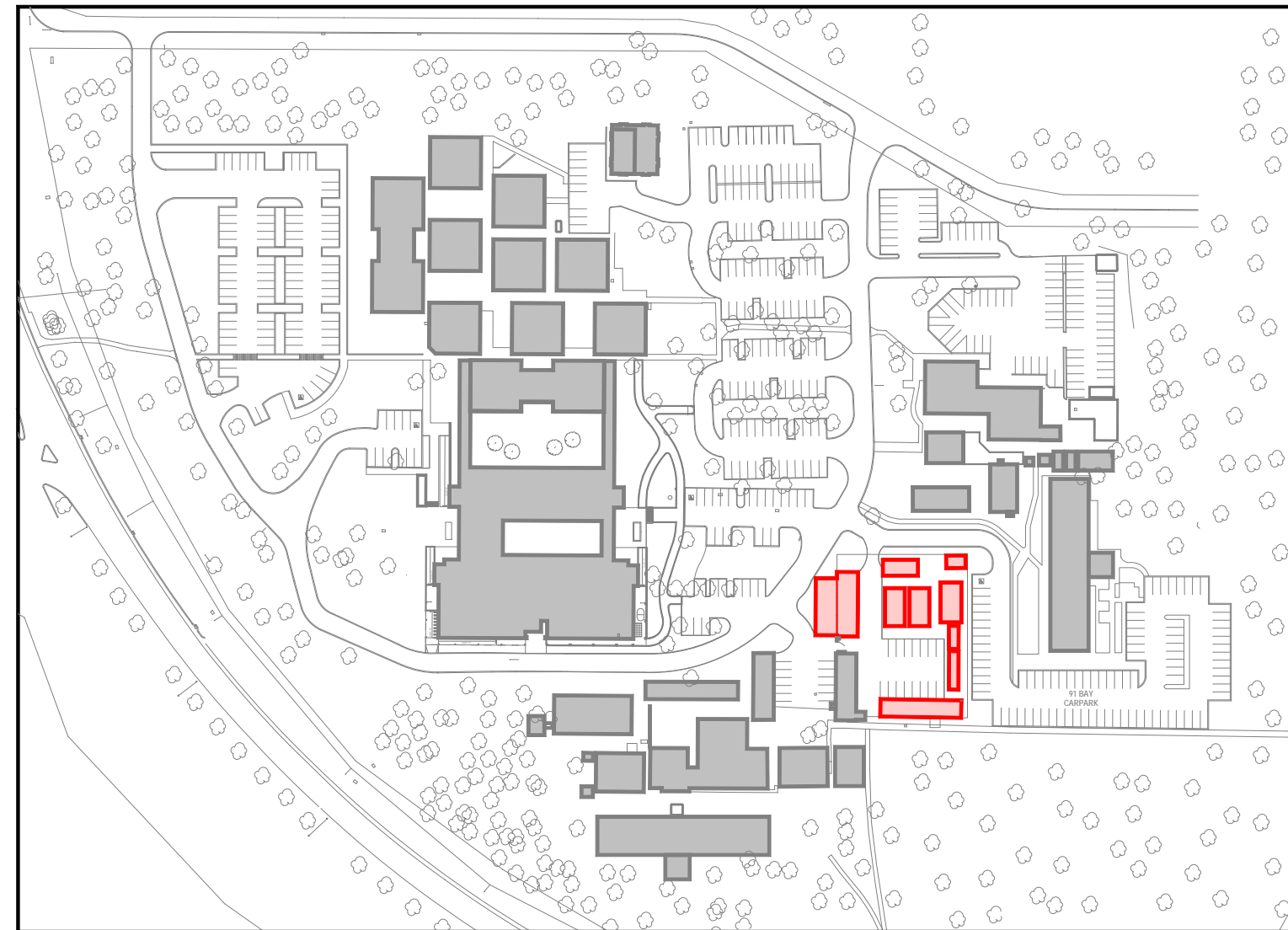
DOCUMENTATION BY:  
**FERGUSON ARCHITECTS**  
 31 MALCOLM STREET, WEST PERTH WA 6005

**Department of Treasury and Finance**  
**Building Management and Works**  
 Government of Western Australia  
 99 Plain Street East Perth W. A. 6004  
 Tel (08) 9222 4666

FORESTS DEPARTMENT  
 RESEARCH BUILDING COMO  
 DEPARTMENT OF ENVIRONMENT AND CONSERVATION  
 KENSINGTON SITE

DRAWN	PCB	DESIGNED	REDUCTION
CHECKED		DEPARTMENT OF HOUSING & WORKS	1:100 @ A1
APPROVED		PRINCIPAL	DATE 24-07-2009
SCALE		SIGNATURE	DRAWING No. <b>A15</b>

THIS IS A CAD DRAWING  
 DO NOT AMEND MANUALLY



VERIFY ALL DIMENSIONS ON SITE BEFORE COMMENCING ANY WORK OR SHOP DRAWINGS

DOCUMENTATION BY:  
**FERGUSON ARCHITECTS**  
 31 MALCOLM STREET, WEST PERTH WA 6005

**Department of Treasury and Finance**  
**Building Management and Works**  
 Government of Western Australia  
 99 Plain Street East Perth W. A. 6004  
 Tel (08) 9222 4666

**FORESTS DEPARTMENT**  
**RESEARCH BUILDING COMO**  
 DEPARTMENT OF ENVIRONMENT AND CONSERVATION  
 KENSINGTON SITE

DRAWN	PCB	DESIGNED	REDUCTION
CHECKED		PRINCIPAL	1
APPROVED			DATE
SCALE	1:100 @ A1	SIGNATURE	24-07-2009
			DRAWING No. <b>A16</b>

THIS IS A CAD DRAWING  
 DO NOT AMEND MANUALLY



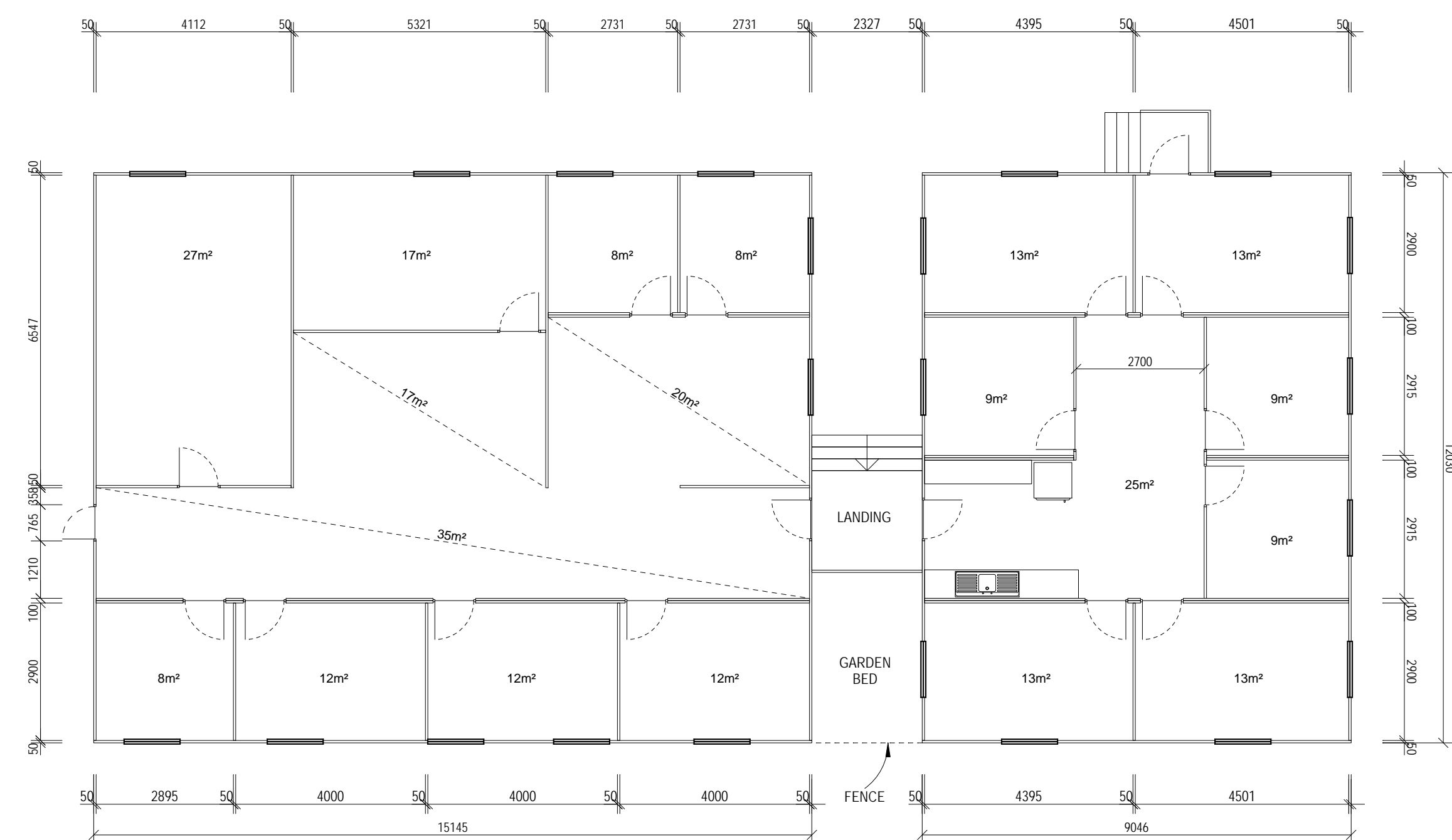
SOUTHERN COMPLEX 2  
REFER TO DRAWING A18

SOUTHERN COMPLEX 3  
REFER TO DRAWING A18

SOUTHERN COMPLEX 4  
REFER TO DRAWING A18

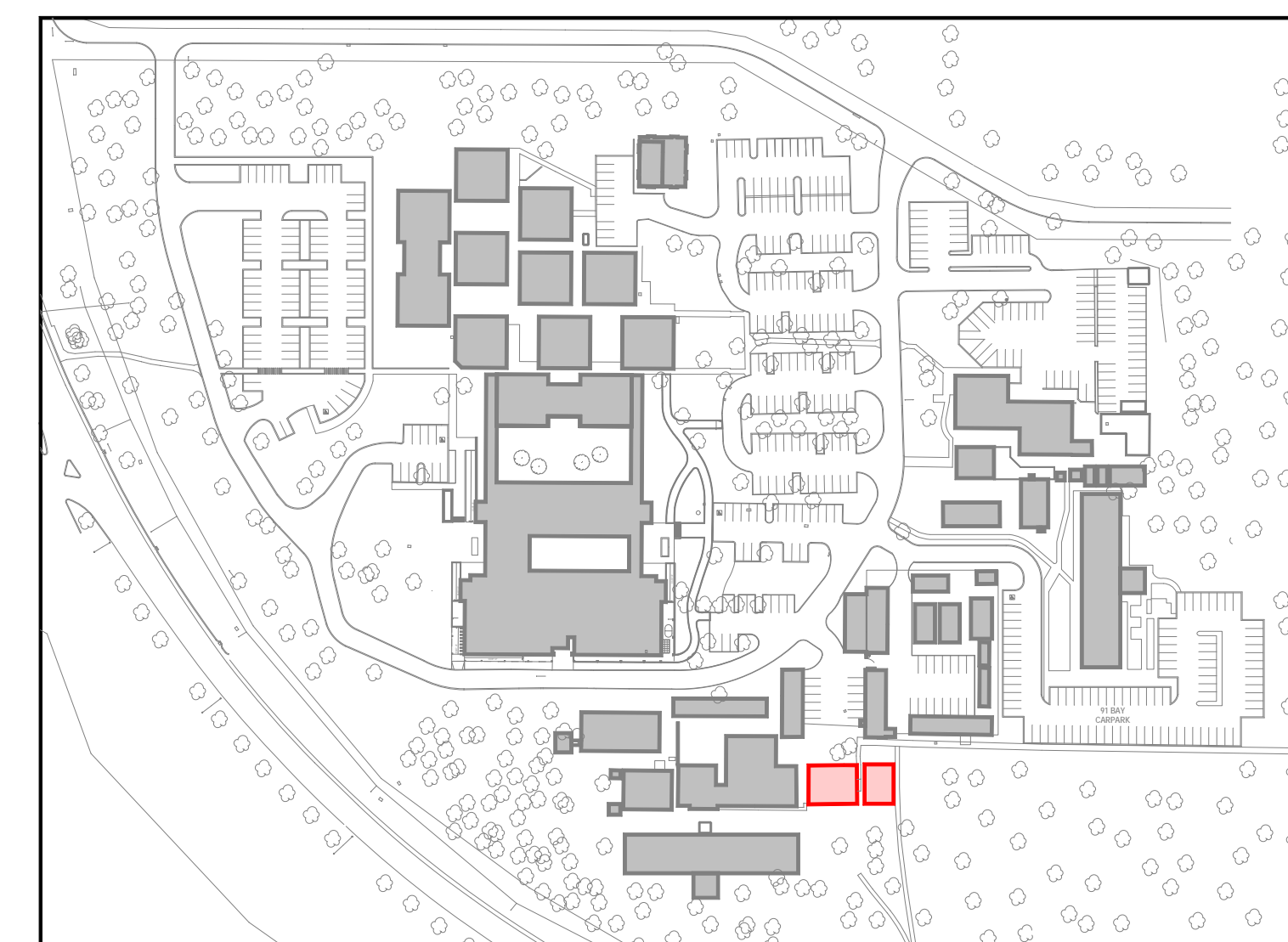
SOUTHERN COMPLEX 2  
REFER TO DRAWING A18

SOUTHERN TRANSPORTABLE 5  
REFER TO DRAWING A15



## BUILDING SPECIFICATION

PANEL BUILDING  
BUILDING = NON-CYCLONIC  
BUILDING HEIGHT 2400 THROUGHOUT  
STEEL CHASSIS C/W 50 x 50 x 1/6 JOISTS @ 400 CENTRES  
22mm AQUATITE TONGUE & GROOVE PARTICLE BOARD SHEETING  
22mm COMPRESSED SHEETING IN CONFERENCE ROOM TO SUPPORT FILING UNIT (NORM. 4.2 x 1.3)  
WALLS EXTERIOR = 50mm MODULAR FOAM CORED PANEL. COLORBOND SURFMIST™ IN COLOUR  
WALLS INTERIOR = 50mm MODULAR FOAM CORED PANEL. COLORBOND SURFMIST™ IN COLOUR  
EXTERNAL FLASHINGS TO BE WHITE IN COLOUR  
CEILING FRAME = 90 x 35 PERIMETER & 90 x 45 TIMBER JOISTS @ 400mm CENTRES, C/W PURLINS TO FORM ROOF PITCH OF 5°  
CEILING LINING = DORIGO SHEETS C/W 50mm NON-ALLERGENIC, TANTINE STULE SUNTHETIC BATTS  
ROOF = CENTRE PITCH, STANDARD ZINCALUME SUPADEK SHEETING C/W ANTICON INSULATION  
COMPRIBAND SEAL FITTED @ WALL / ROOF JUNCTION OF BUILDING  
EXTERNAL DOORS = STANDARD PANEL DOORS C/W POWDER COATED WHITE TRIMS & ENTRANCE LOCK SET KEYED ALIKE  
INTERNAL DOORS = HOLLOW CORED REDICOAT FLUCH PANEL DOORS 2040 x 820mm PAINTED WHITE C/W LOCK SET KEYED ALIKE  
WINDOWS = ALUMINIUM SLIDING FRAMED POWDERCOATED WHITE FACE FIX TYPE (1800mm WIDEX 1000mm HIGH) C/W FLYSCREENS & HORIZONTAL ALUMINIUM BLINDS, GREY IN COLOUR  
WHITE FACE FIT ALUTECH SECURITY SCREENS  
FLOOR COVERINGS = CARPET THROUGHOUT (MICHIGAN SPECIAL, CAT-850 C/NO) & 2mm COMMERCIAL GRADE VINYL (TO MATCH CARPET COLOUR) IN KITCHEN / STAFF ROOM  
CUPBOARDS TO BE CONSTRUCTED FROM HMR MDF WITH 180° HINGES COMPLETE WITH DOORS & SHELF C/W 800mm WIDE LAMINATED BENCH TOP OVER CUPBOARDS  
FFLICK MIXER TAP, SUITABLE FOR USE WITH HOT WATER UNIT TO SINK  
COLD WATER & DRAIN PIPING IS TO BE BROUGHT TO CLOSEST OUTSIDE EDGE OF BUILDING (CONNECTION BY OTHERS)  
ZIP HYDROBOIL 705 LITRE SINGLE-PHASE ELECTRIC AUTO BOILER UNIT OR APPROVED EQUIVALENT. ANY EXPOSED PIPING TO BE CHROME FINISH  
STIEBEL ELTRON SNY10 SINGLE-PHASE ELECTRIC HOT WATER UNIT  
ALL CONDENSER UNITS ON CONCRETE BASES  
COLORBOND TOP HOT SECTION COVERS (COLOUR TO MATCH WALLS) OVER EXTERNAL A/C PIPING BETWEEN INDOOR & OUTDOOR UNITS




VERIFY ALL DIMENSIONS ON SITE BEFORE  
COMMENCING ANY WORK OR SHOP DRAWINGS

DOCUMENTATION BY:  
**FERGUSON ARCHITECTS**  
31 MALCOLM STREET, WEST PERTH WA 6005

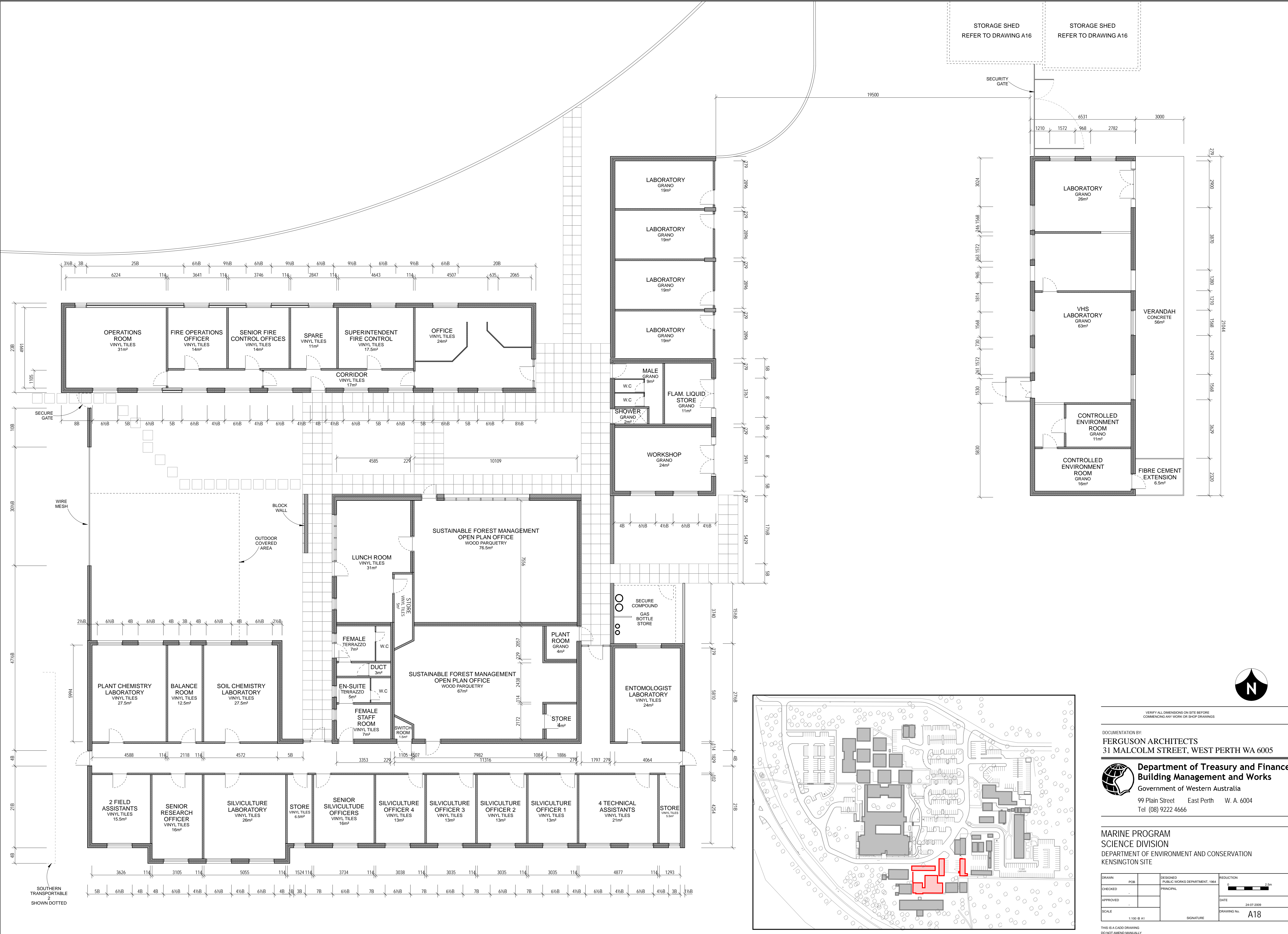
 **Department of Treasury and Finance**  
**Building Management and Works**  
Government of Western Australia  
99 Plain Street East Perth W. A. 6004  
Tel (08) 9222 4666

FORESTS DEPARTMENT  
RESEARCH BUILDING COMO  
DEPARTMENT OF ENVIRONMENT AND CONSERVATION  
KENSINGTON SITE

DRAWN	PCB	DESIGNED PUBLIC WORKS DEPARTMENT, 1964	REDUCED
CHECKED		PRINCIPAL	
APPROVED			DATE 24-07-2009
SCALE	1:100 @ A1	SIGNATURE	DRAWING No. <b>A17</b>

THIS IS A CAD DRAWING  
DO NOT AMEND MANUALLY


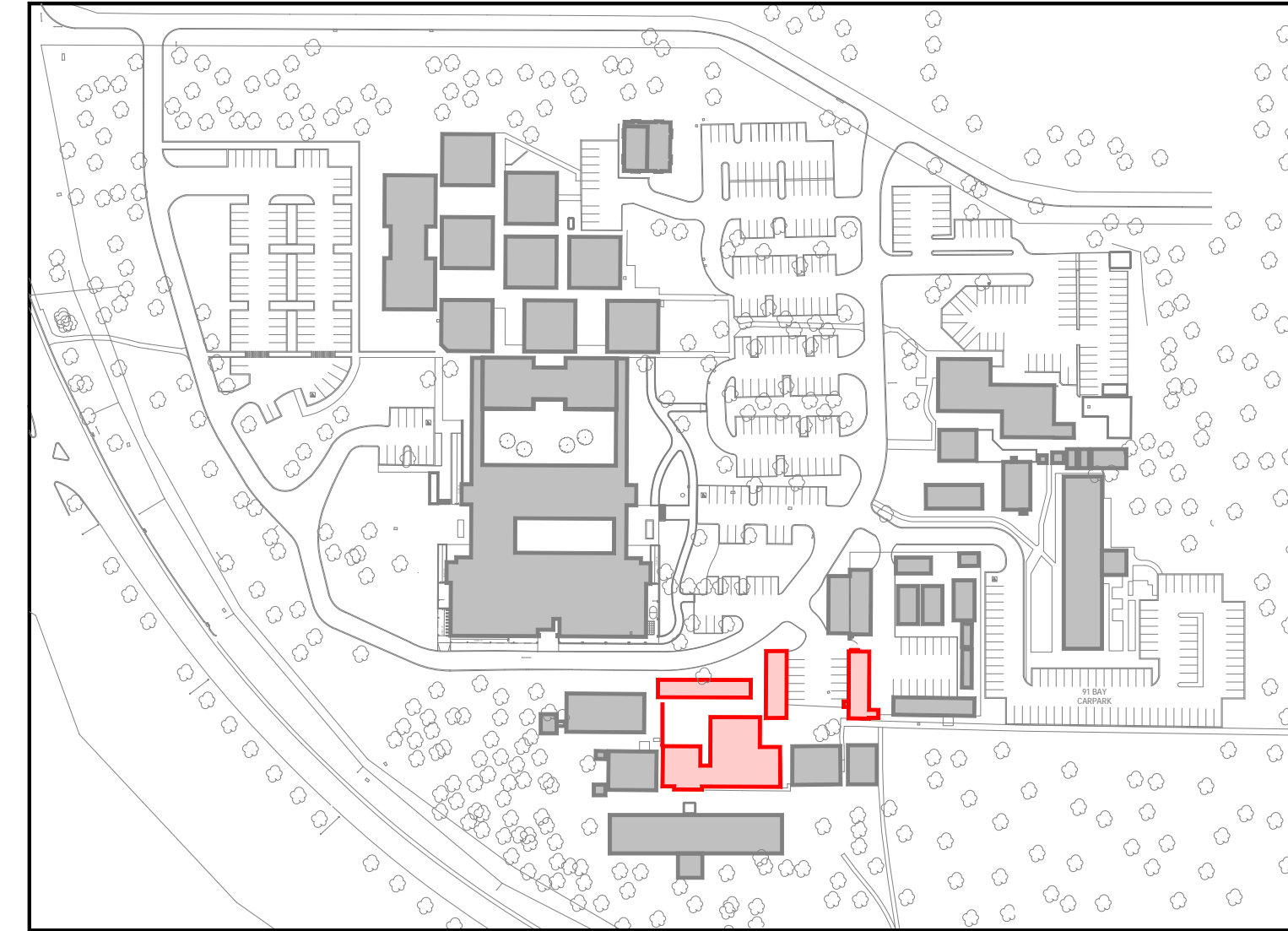
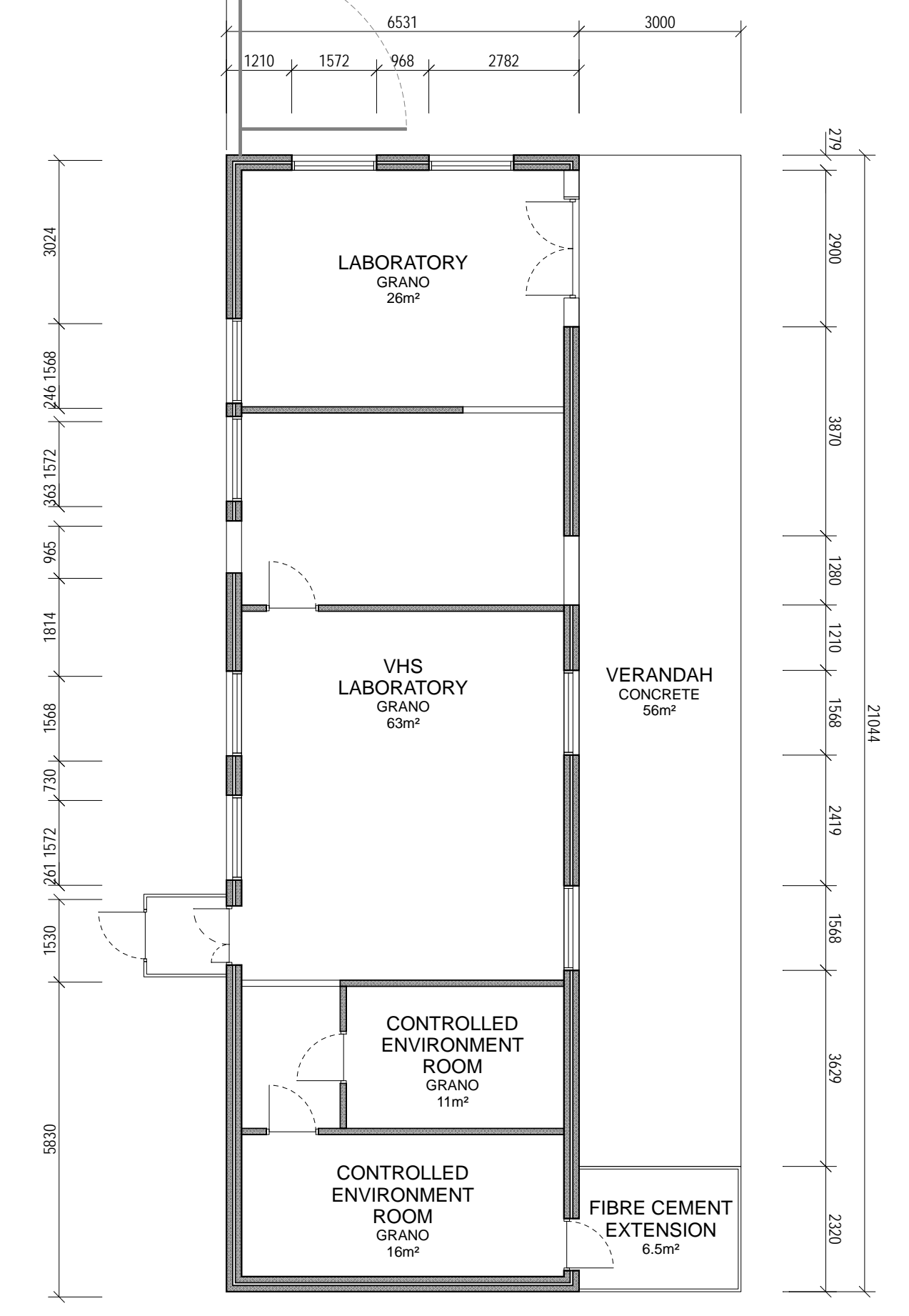




STORAGE SHED  
REFER TO DRAWING A16

STORAGE SHED  
REFER TO DRAWING A16

SECURITY GATE



VERIFY ALL DIMENSIONS ON SITE BEFORE COMMENCING ANY WORK OR SHOP DRAWINGS

DOCUMENTATION BY:  
FERGUSON ARCHITECTS  
31 MALCOLM STREET, WEST PERTH WA 6005

**Department of Treasury and Finance**  
**Building Management and Works**  
Government of Western Australia  
99 Plain Street East Perth W. A. 6004  
Tel (08) 9222 4666

MARINE PROGRAM  
SCIENCE DIVISION  
DEPARTMENT OF ENVIRONMENT AND CONSERVATION  
KENSINGTON SITE

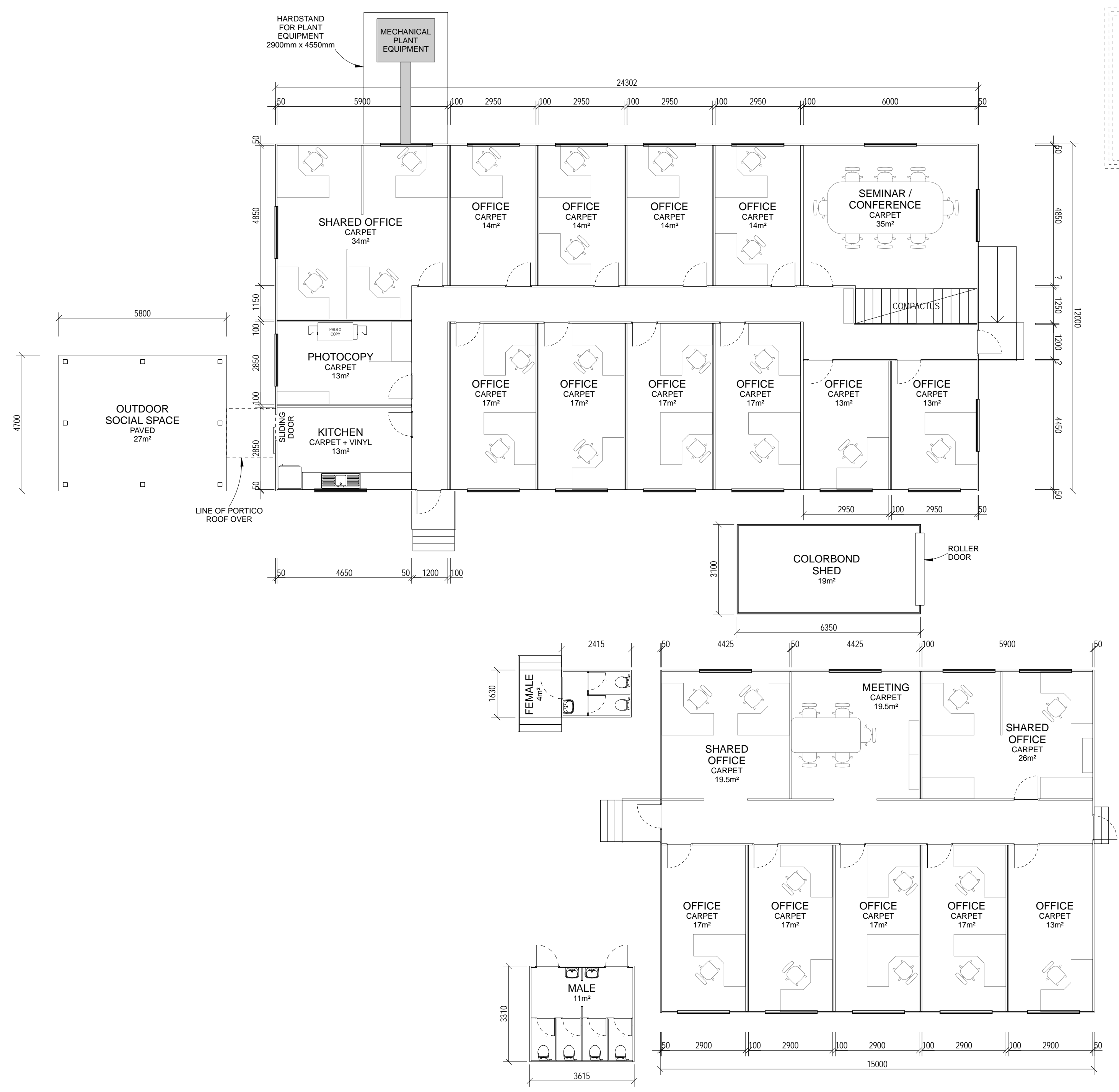
DRAWN	PCB	DESIGNED	PUBLIC WORKS DEPARTMENT, 1984	REDUCTION	1:500 @ A1
CHECKED		PRINCIPAL			DATE 24-07-2009
APPROVED					DRAWING No. A18
SCALE	1:500 @ A1	SIGNATURE			

THIS IS A CAD DRAWING  
DO NOT AMEND MANUALLY



# BUILDING SPECIFICATION


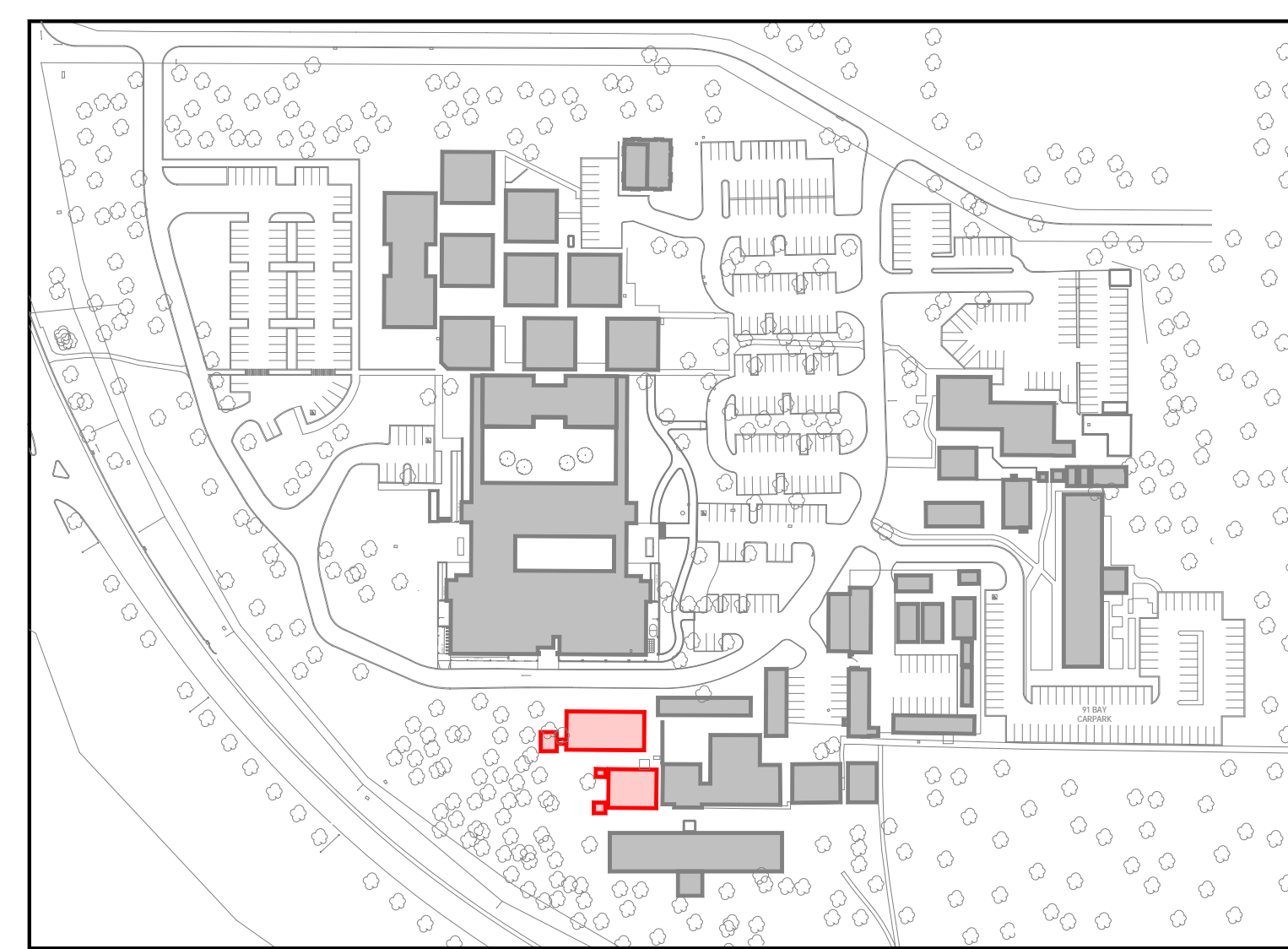
PANEL BUILDING  
 BUILDING = NON-CYCLONIC  
 BUILDING HEIGHT 2400 THROUGHOUT  
 STEEL CHASSIS C/W 50 x 50 x 1/6 JOISTS @ 400 CENTRES  
 22mm AQUATITE TONGUE & GROOVE PARTICLE BOARD SHEETING  
 22mm COMPRESSED SHEETING IN CONFERENCE ROOM TO SUPPORT FILING UNIT (NORM. 4.2 x 1.3)  
 WALLS EXTERIOR = 50mm MODULAR FOAM CORED PANEL. COLORBOND SURFMIST™ IN COLOUR  
 WALLS INTERIOR = 50mm MODULAR FOAM CORED PANEL. COLORBOND SURFMIST™ IN COLOUR  
 EXTERNAL FLASHINGS TO BE WHITE IN COLOUR  
 CEILING FRAME = 90 x 35 PERIMETER & 90 x 45 TIMBER JOISTS @ 400mm CENTRES, C/W PURLINS TO FORM ROOF PITCH OF 5°  
 CEILING LINING = DORIGO SHEETS C/W 50mm NON-ALLERGENIC, TANTINE STULE SUNTHETIC BATTS  
 ROOF = CENTRE PITCH, STANDARD ZINCALUME SUPADEK SHEETING C/W ANTICON INSULATION  
 COMPRIBAND SEAL FITTED @ WALL / ROOF JUNCTION OF BUILDING  
 EXTERNAL DOORS = STANDARD PANEL DOORS C/W POWDER COATED WHITE TRIMS & ENTRANCE LOCK SET KEYED ALIKE  
 INTERNAL DOORS = HOLLOW CORED REDICOAT FLUCH PANEL DOORS 2040 x 820mm PAINTED WHITE C/W LOCK SET KEYED ALIKE  
 WINDOWS = ALUMINIUM SLIDING FRAMED POWDERCOATED WHITE FACE FIX TYPE (1800mm WIDEX 1000mm HIGH) C/W FLYSCREENS & HORIZONTAL ALUMINIUM BLINDS, GREY IN COLOUR  
 WHITE FACE FIT ALUTECH SECURITY SCREENS  
 FLOOR COVERINGS = CARPET THROUGHOUT (MICHIGAN SPECIAL, CAT-850 C/NO) & 2mm COMMERCIAL GRADE VINYL (TO MATCH CARPET COLOUR) IN KITCHEN / STAFF ROOM  
 CUPBOARDS TO BE CONSTRUCTED FROM HMR MDF WITH 180° HINGES COMPLETE WITH DOORS & SHELF C/W 800mm WIDE LAMINATED BENCH TOP OVER CUPBOARDS  
 FFCLICK MIXER TAP, SUITABLE FOR USE WITH HOT WATER UNIT TO SINK  
 COLD WATER & DRAIN PIPING IS TO BE BROUGHT TO CLOSEST OUTSIDE EDGE OF BUILDING (CONNECTION BY OTHERS)  
 ZIP HYDROBOIL 705 LITRE SINGLE-PHASE ELECTRIC AUTO BOILER UNIT OR APPROVED EQUIVALENT. ANY EXPOSED PIPING TO BE CHROME FINISH  
 STIEBEL ELTRON SNY10 SINGLE-PHASE ELECTRIC HOT WATER UNIT  
 ALL CONDENSER UNITS ON CONCRETE BASES  
 COLORBOND TOP HOT SECTION COVERS (COLOUR TO MATCH WALLS) OVER EXTERNAL A/C PIPING BETWEEN INDOOR & OUTDOOR UNITS



SOUTHERN COMPLEX 1  
 REFER TO DRAWING A13

SOUTHERN COMPLEX 2  
 REFER TO DRAWING A13

SOUTHERN TRANSPORTABLE 5  
 REFER TO DRAWING A10



VERIFY ALL DIMENSIONS ON SITE BEFORE COMMENCING ANY WORK OR SHOP DRAWINGS

DOCUMENTATION BY:  
**FERGUSON ARCHITECTS**  
 31 MALCOLM STREET, WEST PERTH WA 6005

**Department of Treasury and Finance**  
**Building Management and Works**  
 Government of Western Australia  
 99 Plain Street East Perth W. A. 6004  
 Tel (08) 9222 4666

**MARINE SCIENCE DEPARTMENT**  
 TRANSPORTABLE RESEARCH BUILDINGS COMO  
 DEPARTMENT OF ENVIRONMENT AND CONSERVATION  
 KENSINGTON SITE

DRAWN	PCB	DESIGNED	PUBLIC WORKS DEPARTMENT, 1984	REDUCTION	1:100 @ A1
CHECKED		PRINCIPAL		DATE	24-07-2009
APPROVED				DRAWING No.	A19
SCALE	1:100 @ A1	SIGNATURE			

THIS IS A CAD DRAWING  
 DO NOT AMEND MANUALLY