

# 2015 Annual Report on the Commercial Harvest of Kangaroos in Western Australia



This report is provided to the Australian Government as a requirement of the *Management Plan for the Commercial Harvest of Kangaroos in Western Australia 2014–2018* under Aim 6, Action 17, Performance Indicator 30.

March 2016



Department of  
Parks and Wildlife



**CONTENTS**

1. HARVEST STATISTICS ..... 1

2. INDUSTRY COMPLIANCE ..... 2

3. UNUSUAL CIRCUMSTANCES ..... 3

4. RESEARCH ACTIVITY ..... 6

5. ASSESSMENT OF PLAN ACTIONS AGAINST PERFORMANCE INDICATORS..... 7

## 1. HARVEST STATISTICS

**Table 1.1. Commercial harvest figures for red kangaroos for the 2015 calendar year.**

Population Monitoring Zone	Number harvested	Sex ratio (% male)	Average male carcass weight (kg)	Average female carcass weight (kg)
Central	8,416	56.2	25.5	14.7
Northern	6,755	70.1	26.9	18.1
South East	n/a			
<b>Totals (WA)</b>	<b>15,171</b>	<b>62.4</b>	<b>26.2</b>	<b>15.9</b>
State quota	54,600			
Proportion state quota harvested	27.8%			

**Table 1.2. Commercial harvest figures for western grey kangaroos for the 2015 calendar year.**

Population Monitoring Zone	Number harvested	Sex ratio (% male)	Average male carcass weight (kg)	Average female carcass weight (kg)
Central	5,290	65.1	24.2	16.8
South East	13,784	66.6	26.2	16
South West	74,884	63.4	29.7	17.6
<b>Totals (WA)</b>	<b>93,958</b>	<b>64.0</b>	<b>28.8</b>	<b>17.4</b>
State quota	173,500			
Proportion state quota harvested	54.1%			

## 2. INDUSTRY COMPLIANCE

**Table 2.1. Summary of compliance monitoring of the commercial kangaroo industry in Western Australia for the 2015 calendar year.**

Category	Commercial Activity			
	Regulation 6: Licence to Take Kangaroos for Sale	Regulation 7: Licence to Process	Regulation 8: Active Chiller Units*	Regulation 10: Licence to Deal in Skins
Licences issued	422	17	128	6
Licensees/premises inspected	40	14	80	3
Alleged offences	20	2	7	0
Type of alleged offence	WCA** 25(1)(g): <ul style="list-style-type: none"> <li>failed to use year specific royalty tags</li> <li>failed to submit monthly returns</li> <li>failed to tag carcass prior to transport</li> </ul>	WCA 25(1)(g): <ul style="list-style-type: none"> <li>failed to display licence as per licence condition</li> <li>failed to submit monthly returns</li> </ul>	WCA 8A(1)(b): <ul style="list-style-type: none"> <li>failed to have registered chiller number displayed</li> </ul>	
Letters of warning issued	0	0	0	0
Caution notices issued	20	2	4	0
Prosecutions initiated	1	0	0	0
Convictions	1	0	0	0
Dismissals	0	0	0	0
Prosecutions pending	0	0	0	0

\* Active chiller units are those chillers identified on shooter returns where there is at least one shooting day of effort assigned to that chiller during the year.

\*\* *Wildlife Conservation Act 1950*

### 3. UNUSUAL CIRCUMSTANCES

#### 3.1 Rainfall and Drought

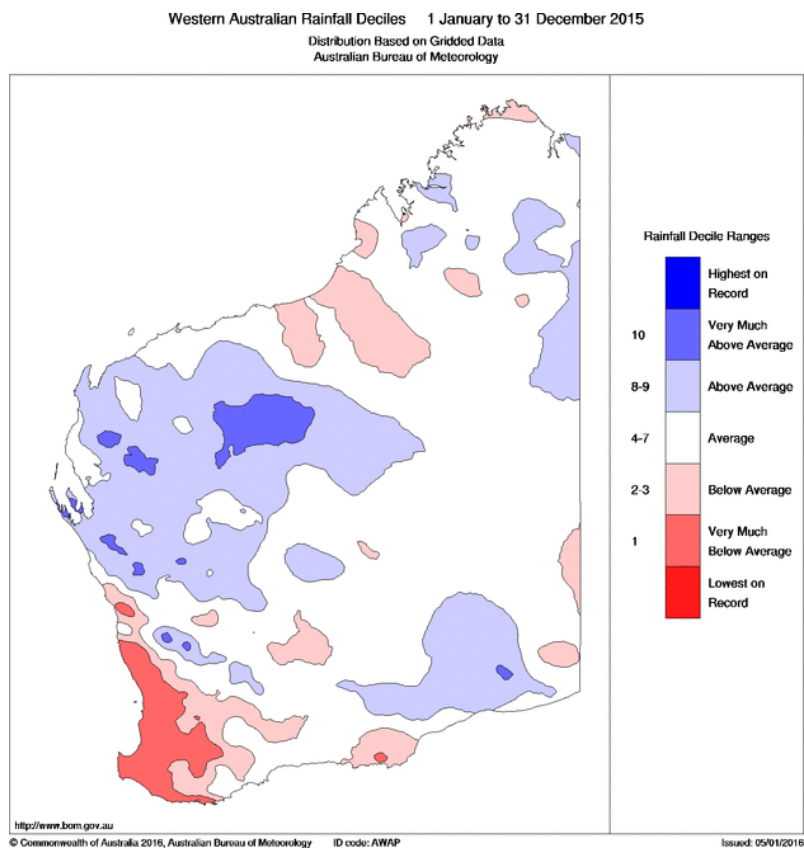
The following information is an excerpt taken from the annual climate summary for Western Australia published by the Bureau of Meteorology (product code IDCKGC51R0; accessed 21 January 2016). The full annual climate summary is available from <http://www.bom.gov.au/climate/current/annual/wa/summary.shtml>

2015 was the second-warmest year on record for Western Australia. Rainfall for the year was near average when averaged across WA, however, rainfall was below average for the South West Land Division (SWLD).

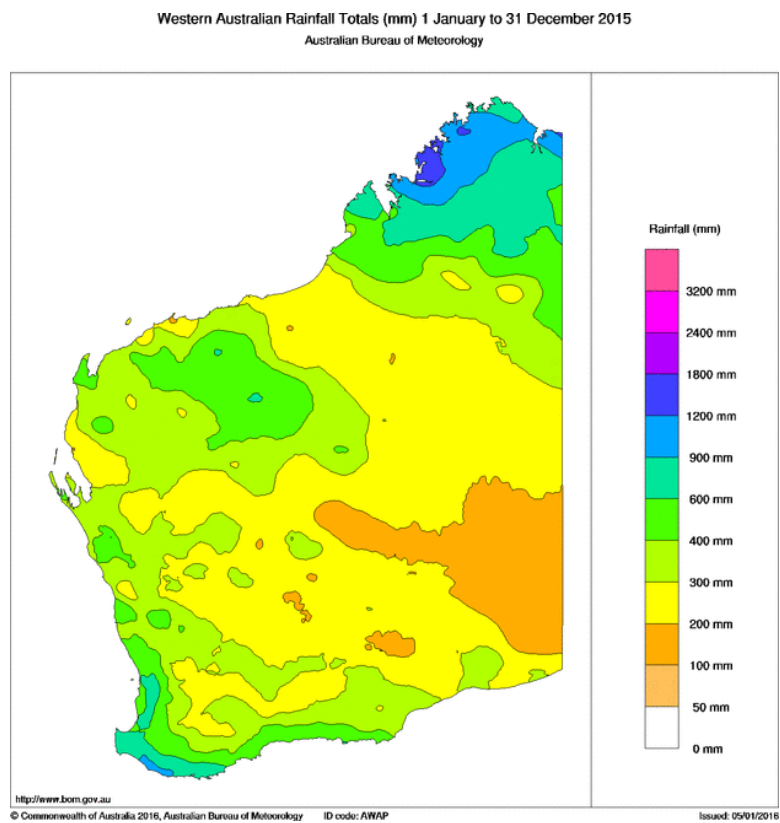
- Second-warmest year on record for WA, warmest for SWLD
- Rainfall near average for WA; below average for SWLD and eighth-driest for the Lower Southwest
- Three tropical cyclones (*Olwyn*, *Ikola*, *Quang*) and two tropical lows, with *Olwyn* and *Quang* crossing the northwest coast
- Spring: warmest spring on record for WA & SWLD

Western Australia's annual mean temperature in 2015 was 0.96 °C above-average, ranking as the second-highest, since comparable temperature records commenced in 1910, closely following the warmest year in 2013. For the South West Land Division (SWLD) as a whole, the annual mean temperature in 2015 was 1.22 °C above average, which was the highest on record.

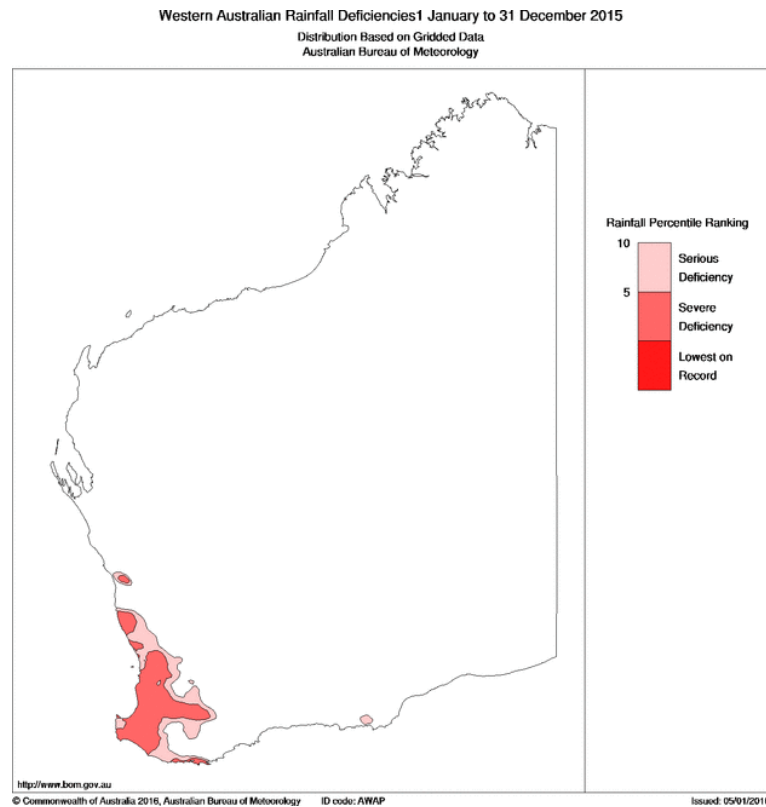
The annual rainfall in 2015 for WA was 354 mm, which was close to average, but was the lowest annual total since 2010. For the SWLD, rainfall in 2015 was below average, and the lowest since 2012. For the Lower Southwest (southwest of a line from Jurien Bay to Bremer Bay), rainfall in 2015 was 390 mm, ranking as the eighth-driest year on record, with a number of coastal sites either recording their lowest annual rainfall in more than 100 years of record or lowest since 1987.



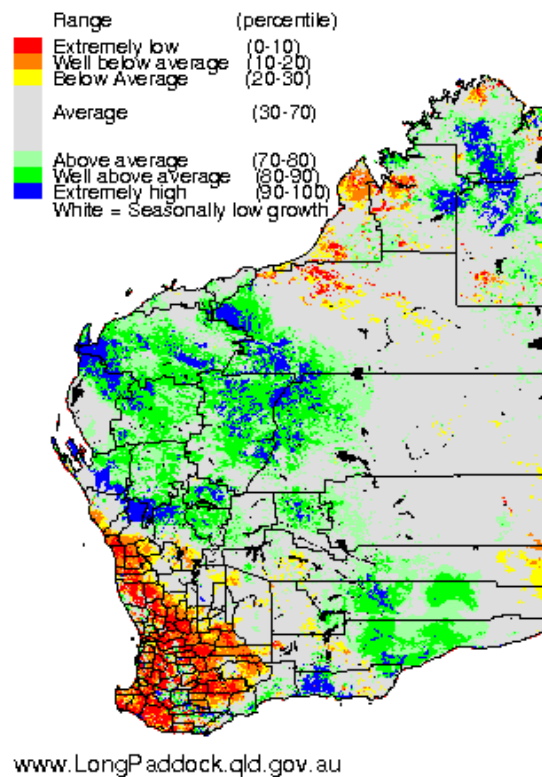
**Figure 3.1.A:** Rainfall deciles for Western Australia for the 2015 calendar year.



**Figure 3.1.B:** Rainfall totals for Western Australia for the 2015 calendar year.



**Figure 3.1.C:** Drought map for Western Australia for the 2015 calendar year.



**Figure 3.1.D:** Pasture growth in Western Australia for the 2015 calendar year, relative to historical records from 1957.

### **3.2 Disease**

No significant disease outbreaks were detected or reported in populations of commercially harvested kangaroo species in Western Australia in 2015.

### **3.3 Market factors**

No unusual market factors impacted on the commercial kangaroo industry in Western Australia during 2015.

## **4. RESEARCH ACTIVITY**

No research or adaptive management experiments related to the commercial harvesting of kangaroos were undertaken or sponsored by the Department in 2015.



## 5. ASSESSMENT OF PLAN ACTIONS AGAINST PERFORMANCE INDICATORS

Performance Indicator	Description	Year					Comments
		2013	2014	2015	2016	2017	
1	Random audits of licences issued for commercial activities are conducted annually to ensure licences are being issued in accordance with WA legislation and departmental policies.	✓	✓	✓			
2	Databases are maintained to ensure licensee information is current and accurate.	✓	✓	✓			
3	Licence conditions are reviewed annually and where necessary amended.	✓	✓	✓			
4	Licensees are advised in writing of any changes to licence conditions within one month of such changes being approved by the Director of Science and Conservation or delegate.	✓	✓	✓			
5	Licence conditions for professional shooters and processors will stipulate that kangaroos cannot be shot, sold or received unless they have been taken in accordance with the National COP.	✓	✓	✓			
6	Copies of the National COP will be made available from the department's website.	✓	✓	✓			
7	The Department will participate and support any revisions to the current, nationally-endorsed code of practice.	n/a	n/a	n/a			No revisions were made to the COP during 2015.

Performance Indicator	Description	Year					Comments
		2013	2014	2015	2016	2017	
8	All prospective professional shooters must have completed an accredited test of marksmanship and completed NSW TAFE Course 5725 (Australian Game Meat, Hygiene and Handling) as a pre-requisite before being issued with a professional shooters' licence.	✓	✓	✓			
9	All kangaroo processing works are inspected by authorised departmental officers at least annually during the life of the Management Plan to ensure compliance with Western Australian legislation.	✗	✗	✗			82 per cent of processing establishments were inspected in 2015. Three processing works were not inspected during the year.
10	Twenty percent of active chillers are inspected by authorised departmental officers annually during the life of the Management Plan to ensure compliance with Western Australian legislation.	✓	✗	✓			
11	The vehicles of licensed professional shooters loaded with kangaroo carcasses are inspected opportunistically during the life of the Management Plan to ensure compliance with Western Australian legislation.	✓	✓	✓			
12	Develop and implement improved procedures for reporting on actions included under Performance Indicators 9 to 11.	✓	✓	✓			

Performance Indicator	Description	Year					Comments
		2013	2014	2015	2016	2017	
13	Reports of unlicensed activities and activities in breach of legislation are investigated to the fullest extent possible and, where sufficient evidence is available, offenders are issued with expiation notices or prosecuted as appropriate.	✓	✓	✓			
14	During the life of this plan, all incoming industry returns are scrutinised and discrepancies are investigated and resolved.	✓	✓	✓			
15	A compliance database is maintained.	✓	✓	✓			
16	Aerial surveys are undertaken annually and population estimates are calculated in accordance with this management plan.	✓	✓	✓			
17	Commercial harvest quotas are set in accordance with the management plan.	✓	✓	✓			In 2015 the commercial quota for western grey kangaroos (WKG) in the South-East Zone was determined using population estimates derived for the management areas that make up the SE Zone, rather than the zone as a whole. Quotas were set for the South East Agricultural and Nullabor management areas, within the bounds of the management plan. All other areas in the SE Zone were closed for commercial harvest of WKG.
18	Regional quotas and the state-wide quotas are never exceeded.	✗	✓	✓			
19	The Australian Government is advised of commercial harvest quotas for the following calendar year by 30 November.	✓	✓	✗			Following approval to delay the submission, the Australian Government was advised of commercial harvest quotas on 11 December 2015.

Performance Indicator	Description	Year					Comments
		2013	2014	2015	2016	2017	
20	Following endorsement by the Australian government department responsible for administering the EPBC Act, the quota submission will be made available to the public via the department's website.	n/a	n/a	✓			
21	Sudden or acute changes in the average carcass weights are investigated to identify possible causes of the change.	n/a	n/a	n/a			
22	Sudden or acute changes in the sex ratios of harvested kangaroos are investigated to identify possible causes of the change.	n/a	n/a	n/a			
23	Commercial harvest rates will be reduced or the commercial kangaroo harvest suspended if density estimates reach the thresholds identified in the management plan and suspensions or reductions will remain in place until surveys indicate that kangaroo densities have increased above the density threshold.	✓	✓	✓			Commercial harvest was suspended throughout 2015 in the South East Zone due to density thresholds being reached based on 2014 aerial surveys. Further analysis allowed parts of the zone (SEA and NU) to open for commercial harvest of WGK from March to December 2015.
24	As a minimum, trends in population estimates, harvest tallies, carcass weights and sex ratios will be analysed annually and published on the department's website in annual and quota reports.	✓	✓	✓			
25	All proposals to undertake active adaptive management experiments are reviewed and assessed by the Department in accordance with the criteria outlined in this management plan.	n/a	n/a	n/a			No active adaptive management experiments were undertaken in 2015.

Performance Indicator	Description	Year					Comments
		2013	2014	2015	2016	2017	
26	All necessary approvals are obtained prior to the commencement of any experiments that test deliberate management interventions.	n/a	n/a	n/a			No experiments to test deliberate management interventions were undertaken in 2015.
27	All adaptive management experiments are continuously monitored and conducted according to approval conditions.	n/a	n/a	n/a			No adaptive management experiments were undertaken in 2015.
28	Results of all experiments testing deliberate management interventions are published in an appropriate forum.	n/a	n/a	n/a			No experiments to test deliberate management interventions were undertaken in 2015.
29	During the life of this plan, the Department will support research on the ecology of harvested species of kangaroos or commercial harvest management as appropriate.	n/a	n/a	n/a			No research into the ecology of harvested species of kangaroos was sponsored by the Department in 2015.
30	An annual report will be provided to the Commonwealth by 31 March of the following year.	✓	✓	✓			
31	KMAC meets at least once per year to review the progress of the Management Plan for the Commercial Harvest of Kangaroos in Western Australia 2014–2018 in relation to the goal and aims of the plan.	✓	✓	✓			KMAC met on 4 December 2015.
32	KMAC is provided with annual updates on commercial harvest and tag issue throughout the life of this plan.	✓	✓	✓			
33	KMAC is provided with other relevant information as required or as necessary throughout the life of this plan.	✓	✓	✓			

Performance Indicator	Description	Year					Comments
		2013	2014	2015	2016	2017	
34	<p>Throughout the life of this plan, the Department's website will contain the following information as a minimum standard:</p> <ul style="list-style-type: none"> <li>the current management plan;</li> <li>the current quota submission document;</li> <li>the current annual report submitted to the Commonwealth;</li> <li>information sheets on kangaroo biology and management; and</li> <li>relevant contact information.</li> </ul>	✓	✓	✓			See: <a href="http://www.dpaw.wa.gov.au/plants-and-animals/animals/kangaroo-management-in-western-australia">http://www.dpaw.wa.gov.au/plants-and-animals/animals/kangaroo-management-in-western-australia</a>
35	Publicly available information on kangaroo management is provided to interested parties as soon as practicable on request.	✓	✓	✓			
36	Relevant departmental staff will participate in interviews with the media where appropriate.	✓	✓	✓			
37	Media releases are prepared for issues of interest to the community when appropriate.	✓	✓	✓			

Performance Indicator	Description	Year					Comments
		2013	2014	2015	2016	2017	
38	<p>As a minimum, all prospective kangaroo shooters who are issued with a Licence to Take Kangaroos for Sale for the first time, or who have not held a valid licence during the term of the current management plan, will be provided with written information on the following:</p> <ul style="list-style-type: none"> <li>• pre-requisites for obtaining a licence</li> <li>• licence conditions;</li> <li>• regulations for taking kangaroos for damage mitigation;</li> <li>• open and close season areas for red and western grey kangaroos;</li> <li>• a copy of the National Code Of Practice; and</li> <li>• Fauna Notes 29 (western grey kangaroo) and 31 (red kangaroo) and any revisions thereof that are available on the department's website.</li> </ul>	✓	✓	✓			