

State NRM Program Progress Report 2009/10 to 2010/11

Supporting natural resource management in Western Australia



STATE NRM OFFICE
Natural Resource Management in Western Australia

Foreword

The Western Australian Government invests heavily in natural resource management activities, chiefly through its agencies. The State NRM Program is separate from normal agency budgets and is used to foster integration of government and non-government activity and as a catalyst for change.

Between 2009-10 and 2010-11, the Program disbursed \$35.3 million in funding through its grants and programs, achieving outcomes at local, regional and state levels.

Community groups and organisations, universities, local governments and government agencies are amongst those whose activities have been supported.

Activities span the entire state and are diverse, ranging from reducing nutrient inputs into priority waterways to controlling pigs and foxes, to establishing secure populations of endangered animal and plant species.

A key aim of the State NRM Program will continue to be maximising input from and involvement by local communities in managing Western Australia's magnificent natural resources.

Terry Redman MLA

Minister for Agriculture and Food

Lead Minister for Natural Resource Management





Glossary

CONRACE	Council of Natural Resource Management Agency Chief Executives
LCDC	Land Conservation District Committees
NAP	National Action Plan for Salinity and Water Quality
NHT	Natural Heritage Trust
NLP	National Landcare Program
NRM	Natural resource management
WQIP	Water Quality Improvement Plan

State NRM Program Progress Report 2009/10 to 2010/11

Supporting natural resource management in Western Australia

Contents

Foreword	3
Introduction	6
State NRM Program funding allocation from 2009-10 to 2010-11	8
State NRM Office	10
Support for Regional NRM Groups	12
Strategic Priority Project Grants	14
Community Grants	16
Funding allocation by region from 2009-10 to 2010-11	19
Statewide	20
Northern Agricultural	22
Perth	24
Rangelands	26
South Coast	28
South-West	30
Wheatbelt	32
List of projects funded by region	34
Source and Application of Funds	43

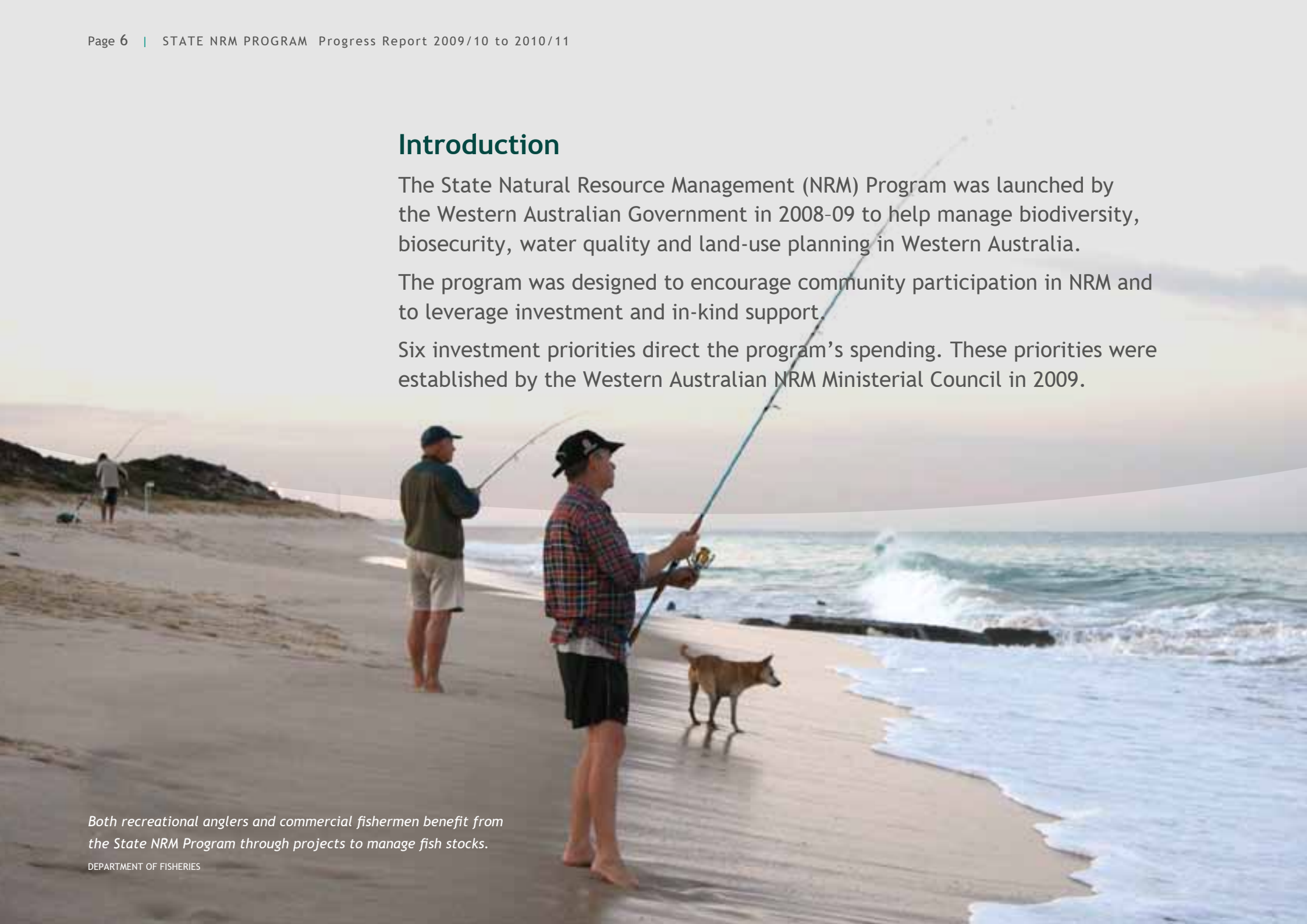
Introduction

The State Natural Resource Management (NRM) Program was launched by the Western Australian Government in 2008-09 to help manage biodiversity, biosecurity, water quality and land-use planning in Western Australia.

The program was designed to encourage community participation in NRM and to leverage investment and in-kind support.

Six investment priorities direct the program's spending. These priorities were established by the Western Australian NRM Ministerial Council in 2009.

Both recreational anglers and commercial fishermen benefit from the State NRM Program through projects to manage fish stocks.



State NRM Program investment priorities:

- manage land resources sustainably
- maintain and enhance the condition and beneficial uses of priority water assets
- protect and enhance the marine and coastal environment
- recover and conserve biodiversity
- enhance skills, capacity and engagement; improve knowledge; and evaluate outcomes
- improve planning processes to achieve NRM outcomes.

In 2009-10 the Western Australian Government committed \$30 million towards addressing these priorities through the State NRM Program. A further \$35 million was committed in May 2010 for funding between 2010-11 and 2013-14.

The majority of program funds are disbursed via two grants initiatives—Community Grants and Strategic Priority Project Grants. The program also provides funding for the operation of the state’s six regional NRM groups as well as the State NRM Office. This Office is responsible for managing the program.

This report provides details of funds committed and funds disbursed in 2009-10 and 2010-11. Community Grants 2010-11 were approved in 2010-11 but not disbursed until 2011-12. Graphs and summaries of spending according to priority and activity do not include funds allocated to Community Grants 2010-11, regional NRM groups and State NRM Program management.

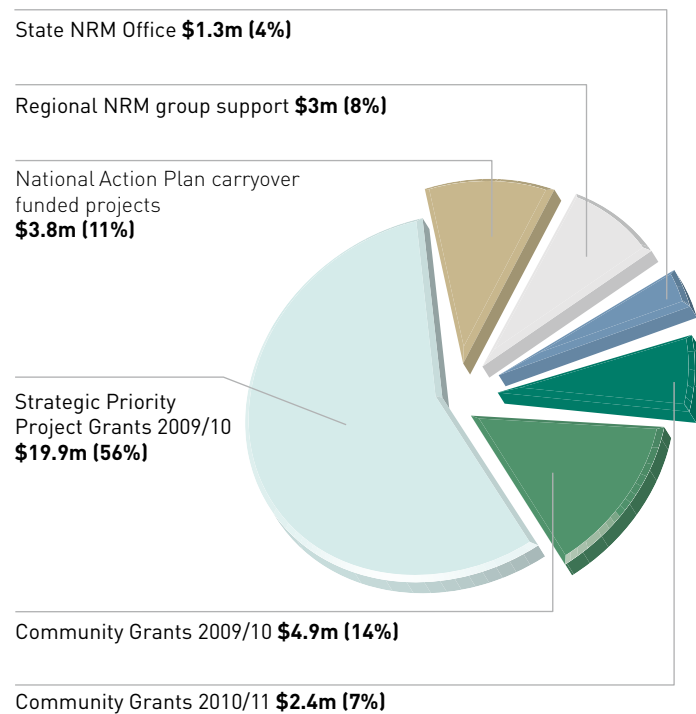
The program is still in its early stages and most projects funded through the grants are yet to reach completion. Details of the key achievements and outcomes of these projects will be made available on the State NRM Office website (www.nrm.wa.gov.au) and in future annual reports as projects reach completion.

Investment priorities and funding decisions for the State NRM Program are recommended by the Minister for Agriculture, Food and Forestry, the Minister for Environment and Water and the Minister for Fisheries.

“ The majority of program funds are disbursed via two grants initiatives - Community Grants and Strategic Priority Project Grants. ”

State NRM Program funding allocation from 2009-10 to 2010-11

TOTAL \$35.3 MILLION



A total of \$35.3 million was committed through the State NRM Program between 2009-10 and 2010-11 for spending on Community Grants, Strategic Priority Project Grants and regional NRM group support and program management.

Funding initiatives

State NRM Office

The program is administered by the State NRM Office in Western Australia. Apart from managing the funding processes, the Office provides support and independent advice to the NRM Ministers through the Minister for Agriculture, Food and Forestry. The Office is also responsible for supporting State NRM planning and development, establishing and maintaining partnerships with key stakeholders, and managing specialist State NRM projects and initiatives.

Support for regional NRM groups

Six regional groups are located throughout Western Australia. Each group received \$250 000 in 2009-10 and again in 2010-11 to support the key role they play in linking the State's NRM activities with Commonwealth funded initiatives and the activities of local groups.

National Action Plan carryover funded projects

The National Action Plan for Salinity and Water Quality (NAP) was a commitment by the Australian, state and territory governments to jointly fund actions tackling two major natural resource management issues facing Australia. NAP was launched in 2003 and ended in 2009. When NAP concluded in 2008-09, uncommitted state funds were reallocated to the State NRM Program. Nine strategic priority projects valued at \$3.8 million were funded in 2009-10 with these funds.

Strategic Priority Project Grants

Strategic Priority Project Grants are for larger scale projects that address a particular set of priorities for managing natural resources. This funding is made available to a broad range of government and non-government organisations. Projects can run for multiple years and funding is disbursed through organisations with the capacity to run larger, multi-year projects. In 2009-10, \$19.9 million was committed to 29 projects throughout the state.

While many of these projects were led by State Government agencies, involvement of and input from community and industry groups, local governments and research organisations was significant.

Community Grants

Community Grants provide funding for community-based projects that target NRM actions at a local level. These projects generally run for 12 months. Catchment and community groups, industry groups, not-for-profit organisations, local government authorities and educational institutions are eligible for these grants. In 2009-10, \$4.9 million was provided to 51 community-based projects. A further \$2.4 million was committed to 73 community-based projects in 2010-11.

In-kind contributions

Where possible, recipients of Community and Strategic Priority Project Grants make contributions that at least match the grant received. These funds can be in the form of cash contributions or in-kind assistance and greatly extend the impact and benefit of the program's grants.

“ Community Grants provide funding for community-based projects that target NRM actions at a local level. ”



State NRM Office

TOTAL \$1.3 MILLION

The State NRM Office is governed by the Director General of the Department of Agriculture and Food. In the past two financial years the Western Australian Government committed \$1.3 million to the State NRM Office to support its role in facilitating the delivery of NRM in Western Australia.

The Office has the following key roles:

1. State NRM Program management and delivery.
2. Supporting State NRM planning and development.
3. Establishing and maintaining partnerships with key stakeholders.
4. Managing specialist State NRM projects and initiatives.

The Office also acts as an advocate for NRM activity and engages resource managers on key NRM issues.

During 2009-10 and 2010-11 the State NRM Office processed 369 grant applications under the State NRM Program. Of these, State Cabinet approved 171 projects. The Office has audited 20 of the 98 earliest funded projects to check compliance with funding agreements.

1. State NRM Program management and delivery

The key task of the State NRM Office is the management of the State NRM Program. The Office also administers Commonwealth funds including Caring for our Country (about \$24 million a year), and the National Action Plan for Salinity and Water Quality (NAP), Natural Heritage Trust extension (NHT2) and National Landcare Program (NLP), which are in the process of being wound up.

Key features of our management of the State NRM Program include:

- rigorous assessment of new applications using expert panels—369 proposals were considered in 2009-11
- comprehensive contracting processes to ensure the security and performance of approved funds—171 contracts were established in 2009-11
- thorough reviews of project performance through quarterly progress reports of all approved projects, a program of on-ground appraisals and audits, and evaluations of final reports and acquittals. Twenty audits were conducted of the 98 earliest approved projects in 2009-11.

2. Supporting State NRM planning and development

Planning and development of NRM policy across portfolios and agencies is mainly achieved by supporting state government NRM coordinating groups. These groups include the Western Australian NRM Ministers, the Council of Natural Resource Agency Chief Executives, and the NRM Senior Officers Group.

3. Establishing and maintaining partnerships with key stakeholders

The State NRM Office is recognised as the first point of contact for NRM in Western Australia and is the key source of State NRM Program information. It has a pivotal role in developing and maintaining relationships with community-based groups, industry and volunteer networks, Indigenous groups, and local, state and Commonwealth governments and departments. The Office also acts as advocate for government programs and policy with these groups.

4. Managing specialist State NRM projects and initiatives

The State NRM Office is responsible for managing cross-government priority NRM projects and initiatives as directed by the Ministers. These projects and initiatives are funded separately to the Office's core funding. Examples of these are the NRM and salinity strategy reviews and the Increasing Aboriginal Engagement in NRM project. These activities have been classed as Strategic Priority Project Grants in this report.



*The new State NRM Office website was
launched in June 2011
www.nrm.wa.gov.au*

Support for Regional NRM Groups

TOTAL \$3 MILLION

Western Australia's six Regional NRM Groups play an important role in improving the effectiveness of NRM delivery and on-ground action in Western Australia. They provide a community leadership role, mobilise regional effort and ensure priority needs are addressed. They also build on government investment by leveraging private investment and volunteer activities, and ensure collaboration across established networks.

During the past two financial years, each regional group received \$250 000 a year to support the key role they play in deploying and augmenting the State's natural resource management efforts.

In 2010-11 the State's funding arrangements with the groups were formalised to include a requirement for the delivery of specific services. These services are:

- facilitating communications—linking government and community, identifying community NRM priorities, assisting community groups to access financial and technical support for effective NRM delivery, and providing advice on the implementation of the *Biosecurity and Agriculture Management Act 2007*
- improving NRM investment—assisting in the monitoring, evaluation and promotion of State NRM Program investments, advising government on local opportunities for NRM investment, providing local feedback on the implementation

and progress of the State NRM Program, and collecting, collating and maintaining data from current and past investments in an easily accessible and useful format

- enhancing regional group governance, management and effectiveness—exploring and implementing collaborative arrangements between regions for improved cost effectiveness, including identifying and developing strategic cross-regional projects which support the State NRM Plan, and contributing to ongoing governance improvements to ensure high operational standards and appropriate and efficient use of public funds.

Key achievements for 2010-11

- Each Regional NRM Group engaged their local communities and identified NRM priorities for their respective regions.
- Twenty-seven Commonwealth-funded community projects valued at \$10.5 million were supported in Western Australia in 2010-11 as a result of assistance provided by Regional NRM Groups in the project planning and grants application process.
- Some Regional NRM Groups assisted with education and engagement in the Drought Pilot program.
- In 2010-11 the South West Catchments Council worked with more than 30 community groups to

provide advice, review grant applications, and to retain and attract new volunteer members.

- Through the efforts of Regional NRM Groups, many local governments are now actively considering the environmental consequences of their activities before commencing work.
- Perth Region NRM is supporting the Department of Water with the water allocation plan for Gingin by working with the community to gather additional information on water levels from farmers.
- The South West Catchments Council held a two-day NRM celebration with landcare professionals, NRM officers, community representatives, and government agency officers to identify opportunities for ongoing collaboration.
- Regional NRM Groups have continued to work with and encourage Indigenous groups to actively participate in NRM.
- Regional NRM Groups created and recommended opportunities for Ministers to meet with community groups involved in delivering NRM projects.

A large proportion of the Regional NRM Groups' activities are funded by the Commonwealth Government.



Wheatbelt NRM and Department of Water Staff tree planting in York. WHEATBELT NRM

Activity breakdown

On-ground activities **61%**

Capacity building **14%**

Resource assessment **14%**

Planning **11%**

Strategic Priority Project Grants

TOTAL \$23.7 MILLION

In 2009-10, \$23.7 million was committed to 38 Strategic Priority Projects including National Action Plan carryover projects.

The majority (61 per cent) of this funding was spent implementing on-ground actions such as:

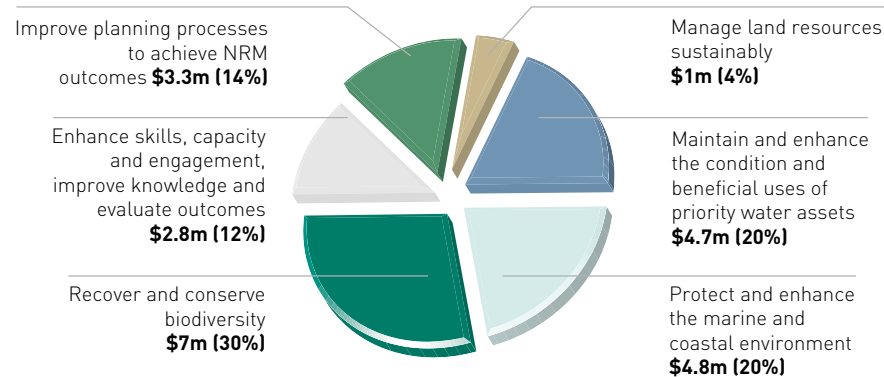
- translocating and building populations of threatened flora and fauna species
- monitoring and eradicating feral animals and environmental weeds
- trialling fertiliser alternatives and soil amendments
- engineering works to manage waterlogging and salinity
- fencing and revegetating waterways
- installing wash-down facilities to prevent the spread of dieback.

Three projects focused purely on capacity building: coordinating Aboriginal engagement in NRM (08003); purchasing biosecurity diagnostic tools to enable quick response to marine pest and disease incursions (09013); and improving the condition of major river systems on the Swan and Scott Coastal plains by supporting adoption of better fertiliser management practices (09033).

Resource assessment is often required before action can be taken and this was the main focus of three projects: investigating the status and habits of important fish stocks under threat from over-fishing (09003, 09038); and investigating the breeding success and extent of cichlids (a highly invasive ornamental fish species) in the Swan Canning River system (09015).

Seven projects had a strong focus on planning: integrating NRM into land-use planning strategies (09002, 09025, 09028), developing a framework for the planning, implementation, governance and management of inland drainage (09006, 09037); development of Water Quality Improvement Plans (09019); and reviewing policy associated with NRM delivery arrangements in the state (08002).

Funding allocation according to investment priority



Note: individual projects often contribute to multiple priorities.

Fifty eight per cent of Strategic Priority Projects identified their activities as contributing towards the recovery and conservation of biodiversity. This priority received 37 per cent of overall funds (\$7 million).

Spending on maintaining and enhancing the condition and beneficial uses of priority water assets and protecting and enhancing the marine and coastal environment were similar (\$4.7 and \$4.8 million). The number of projects attributing their activities to these priorities as also similar (10 and nine projects consecutively).

Twenty-one projects (55 per cent) incorporated enhancing skills, capacity and engagement; improving knowledge and evaluating outcomes into their activities, with \$2.8 million spent addressing this priority. Nineteen projects improved planning processes to achieve NRM outcomes and six projects contributed towards the sustainable management of land resources.

“Fifty eight per cent of Strategic Priority Projects identified their activities as contributing towards the recovery and conservation of biodiversity.”

New populations of 15 critically endangered plant species have been established through State NRM Program funded projects. DEPARTMENT OF ENVIRONMENT AND CONSERVATION

Activity breakdown

On-ground activities **60%**

Capacity building **14%**

Resource assessment **13%**

Planning **13%**

Community Grants

TOTAL \$4.9 MILLION

In 2009-10, \$4.9 million was provided to 51 community-based projects. Schedules for the 73 projects approved funding for 2010-11 were not finalised at the time of reporting and are not included in the graphs and summary below.

The majority (60 per cent) of funding was spent implementing on-ground actions such as:

- removal of invasive weeds
- feral animal control (cats, dogs, fish, foxes, goats, pigs and rabbits)
- mapping and treatment of dieback and control of dieback vectors
- fencing remnant vegetation, wetlands and waterways
- revegetation of bushland and waterways, and planting of shelterbelts
- maintenance of hydrology within Lake Cave
- establishment of firebreaks
- maintaining and upgrading fencing to protect colonies of threatened fauna
- earthworks to manage water erosion
- river pool dredging and stabilisation
- waterway engineering works to manage salinity.

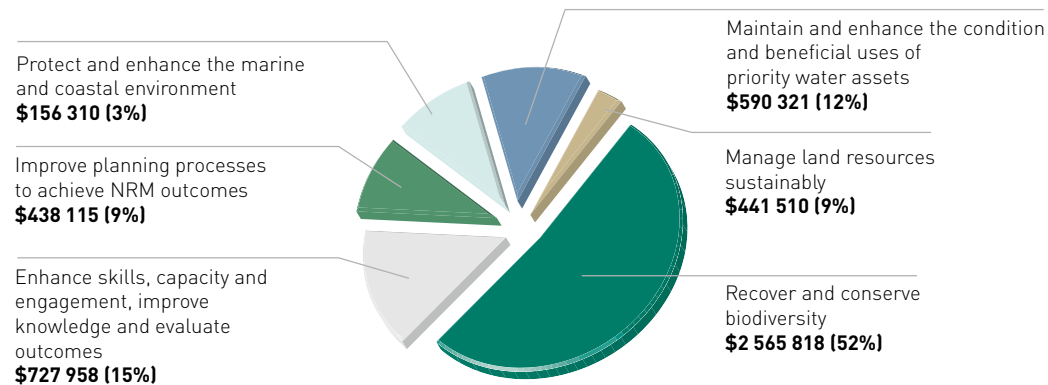
Capacity building was a large component of seven projects that undertook activities such as:

- raising community awareness of the impacts of feral animals and invasive weeds and providing training in their management (09048, 09051, 09068)
- increasing awareness and adoption of dieback risk reduction (09052, 09054)
- building community and landholder awareness of best practice land management for the improvement of water quality (09058)
- building capacity of Indigenous ranger groups to facilitate the successful reintroduction of mosaic burning in the East Kimberley (09088).

Three projects had a strong focus on resource assessment: undertaking bushland biodiversity and condition assessments in the south-west (09044); investigating the effects of nutrient enrichment on benthic invertebrates and migratory shorebird communities of Roebuck Bay (09060); and identifying the distribution of dieback throughout the Western Fitzgerald Biosphere (09070).

Five projects had a strong focus on planning: developing and assisting with plans to manage water quality (09058); water dependent ecosystems (09083); road reserve assets (09066); wheatbelt regional biosecurity, and regional weed and pest management (09069, 09084).

Funding allocation according to investment priority



Note: individual projects often contribute to multiple priorities.

Eighty per cent of community projects funded in 2009-10 identified their activities as contributing towards the recovery and conservation of biodiversity. A correspondingly high proportion (52 per cent) of funds were allocated to this priority with a \$2.57 million overall spend.

Thirty-one projects (61 per cent) incorporated enhancing skills, capacity and engagement; improving knowledge and evaluating outcomes into their activities, with \$0.73 million spent addressing this priority. Sixteen projects contributed towards managing land resources sustainably and 16 improved planning processes to achieve NRM outcomes. Twelve projects maintained and enhanced the condition and beneficial uses of priority water assets and six protected and enhanced the marine and coastal environment.

Over 60 groups participated in the Red Card for red fox and rabbit community based feral animal control program in 2010-11, laying 18 500 fox baits and 3500 km of rabbit oat trails and culling 2400 foxes and 2300 rabbits in shoots. WHEATBELT NRM



“ Sixty per cent of funding was spent implementing on-ground activities. ”



*Native fish bred at the
Department of Fisheries
Pemberton Research Centre are
tagged and released down this
fish ladder funded through the
State NRM Program.*

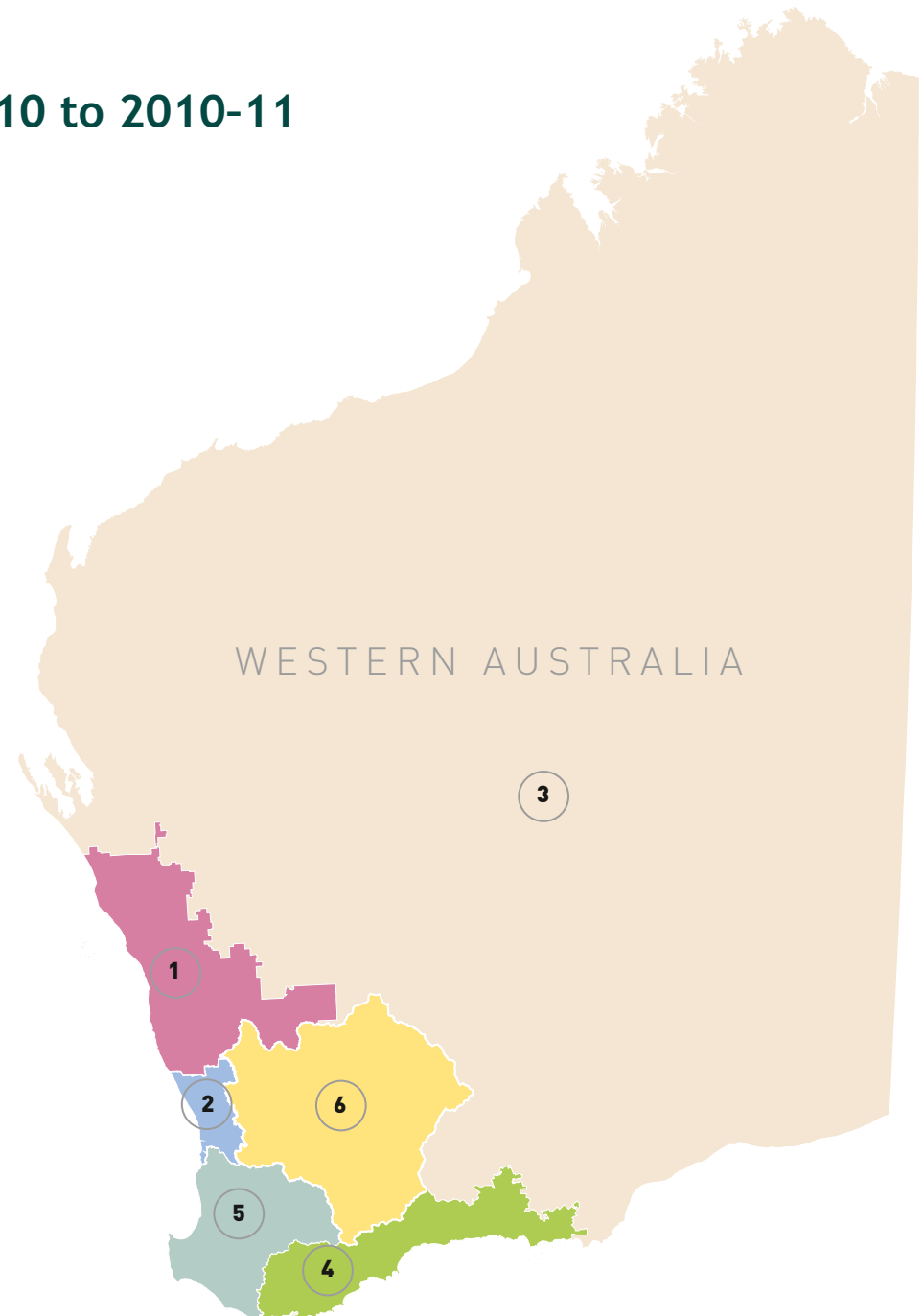
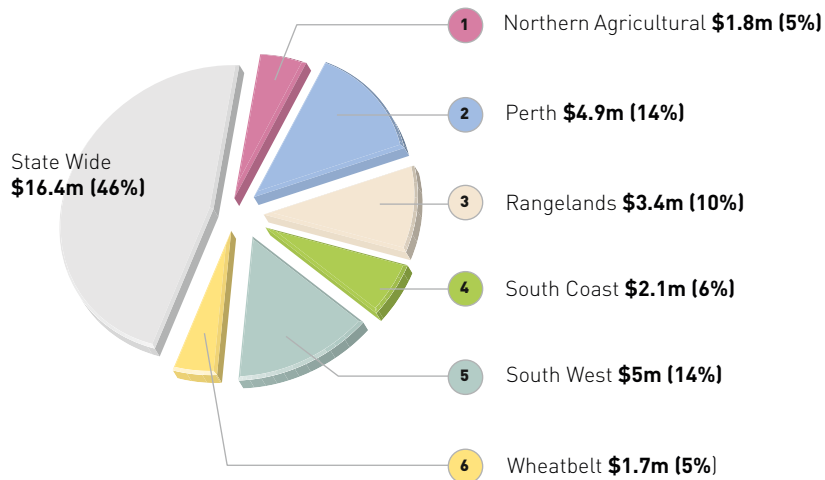
DEPARTMENT OF FISHERIES

Funding allocation by region from 2009-10 to 2010-11

Western Australia's six natural resource management regions are based on catchments or bioregions and were established as part of the Natural Heritage Trust in 2002-04.

The funding break down presented here includes funds allocated to Community Grants, Strategic Priority Project Grants, regional NRM group support and program management.

The Statewide category presented here includes projects that span more than one natural resource management region. These projects are in addition to those delivered in each specific region.



Activity breakdown

On-ground activities **53%**

Capacity building **19%**

Planning **15%**

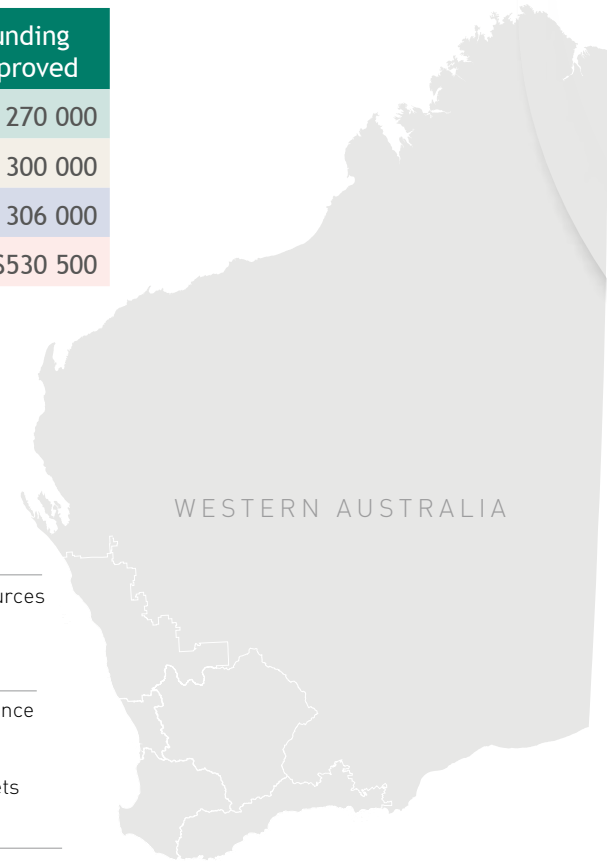
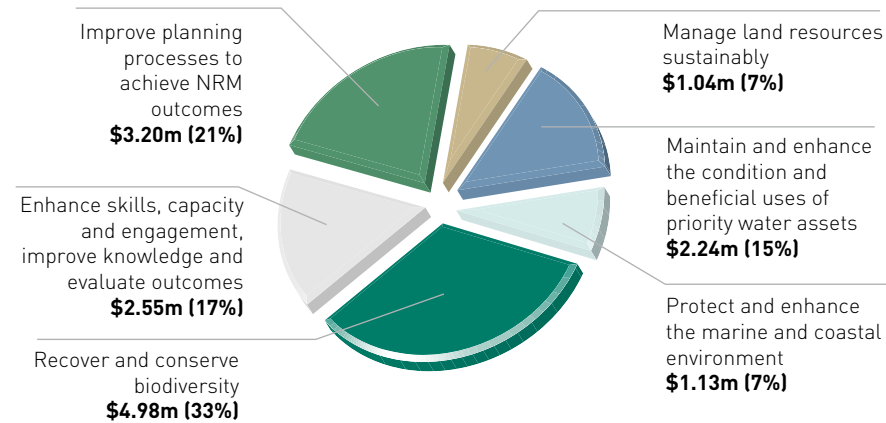
Resource assessment **13%**

Statewide

(\$16.4 million)

	Number of projects	Funding approved
State NRM Program Management		\$1 270 000
National Action Plan carryover funded projects	8	\$3 300 000
Strategic Priority Project Grants 2009-10	18	\$11 306 000
Community Grants 2009-10	3	\$530 500

Spending according to investment priority



Activity snapshot

Protection of Priority Natural Resources (09028)

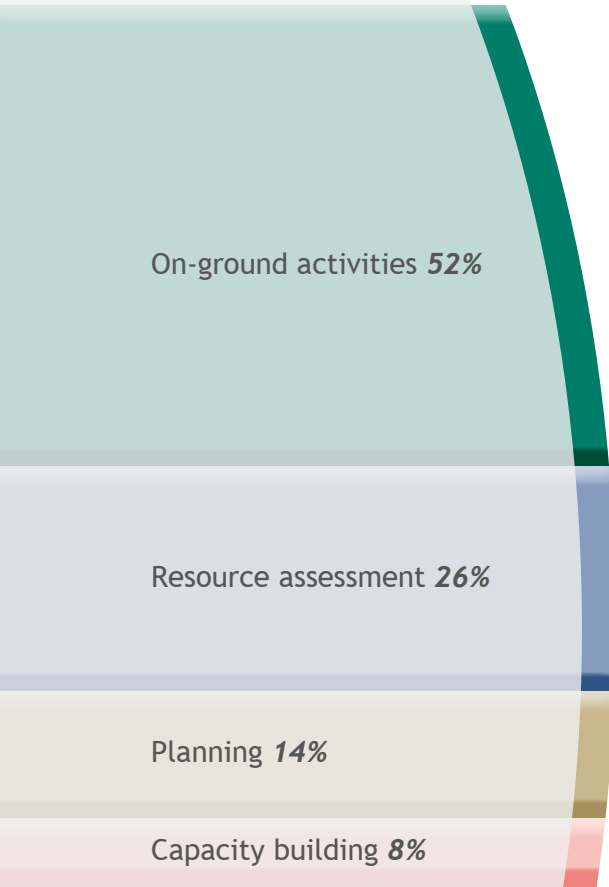
Priority natural resources are being protected and enhanced in regional areas through the preparation of NRM plans. The plans assist integration of NRM into regional and local planning strategies, schemes and structure plans.

This Strategic Priority Project—delivered by the Department of Planning—has assisted in the preparation of plans in the Kimberley-Pilbara and Gascoyne-Mid-West regions as well as studies into priority natural resources in the Northern, Central and Southern regions.

Investment: \$750 000

Project duration: March 2010 to June 2011

Activity breakdown

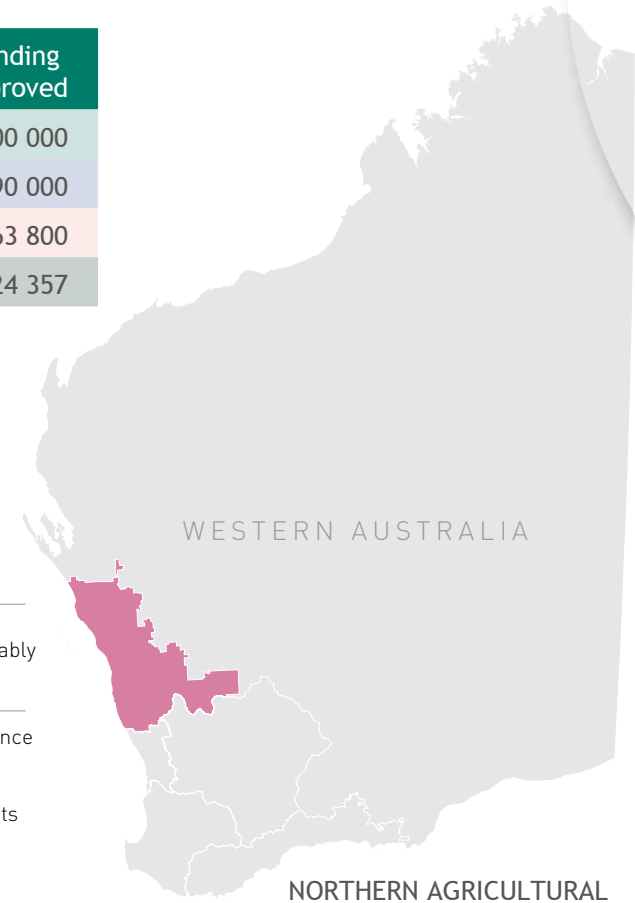
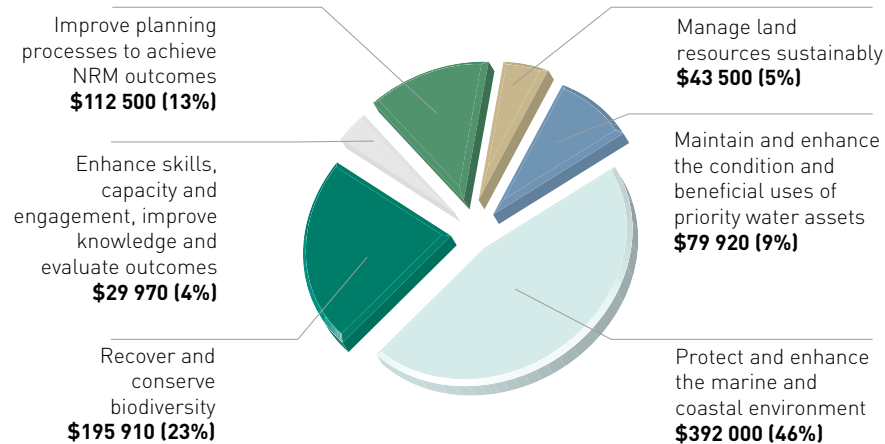


Northern Agricultural

(\$1.8 million)

	Number of projects	Funding approved
Support for regional NRM group		\$500 000
Strategic Priority Project Grants 2009-10	1	\$490 000
Community Grants 2009-10	3	\$363 800
Community Grants 2010-11	12	\$424 357

Spending according to investment priority



Activity snapshot

Plan to protect the Houtman Abrolhos Islands (09026)

The unique Abrolhos Islands encompass the southern-most coral reefs of the Indian Ocean. The relatively unspoilt islands are under increasing pressure from human development, primary production and tourism, which is threatening their sustainability.

This Strategic Priority Project has seen the Department of Fisheries work with those who use the islands to develop a plan to manage and protect the land and aquatic assets, biodiversity and biosecurity of the islands.

Investment: \$490 000

Project duration: December 2009 to April 2011



Activity breakdown

On-ground activities **79%**

Resource assessment **16%**

Planning **3%**

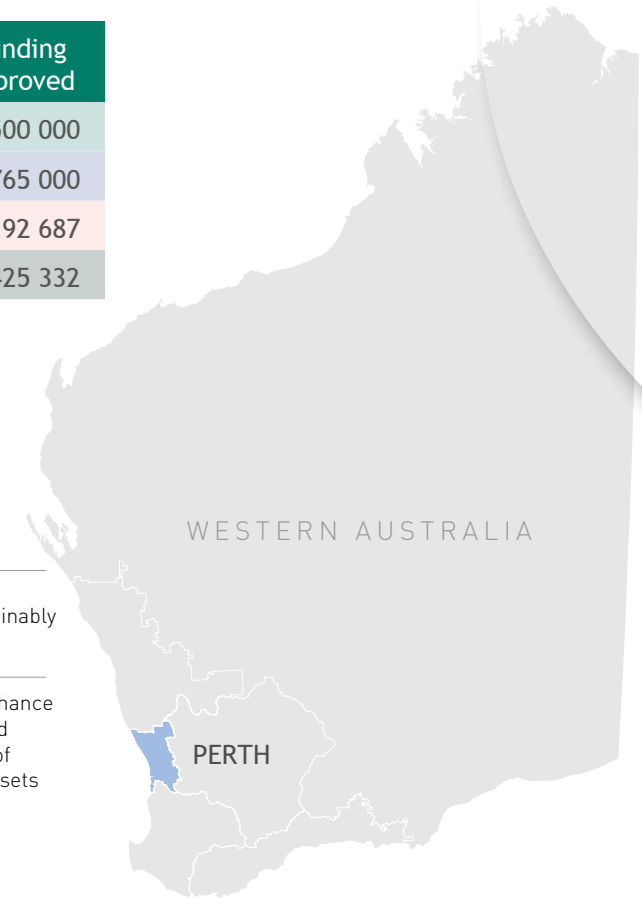

Capacity building **2%**

Perth

(\$4.9 million)

	Number of projects	Funding approved
Support for regional NRM group		\$500 000
Strategic Priority Project Grants 2009-10	4	\$3 765 000
Community Grants 2009-10	5	\$192 687
Community Grants 2010-11	14	\$425 332

Spending according to purpose



Activity snapshot

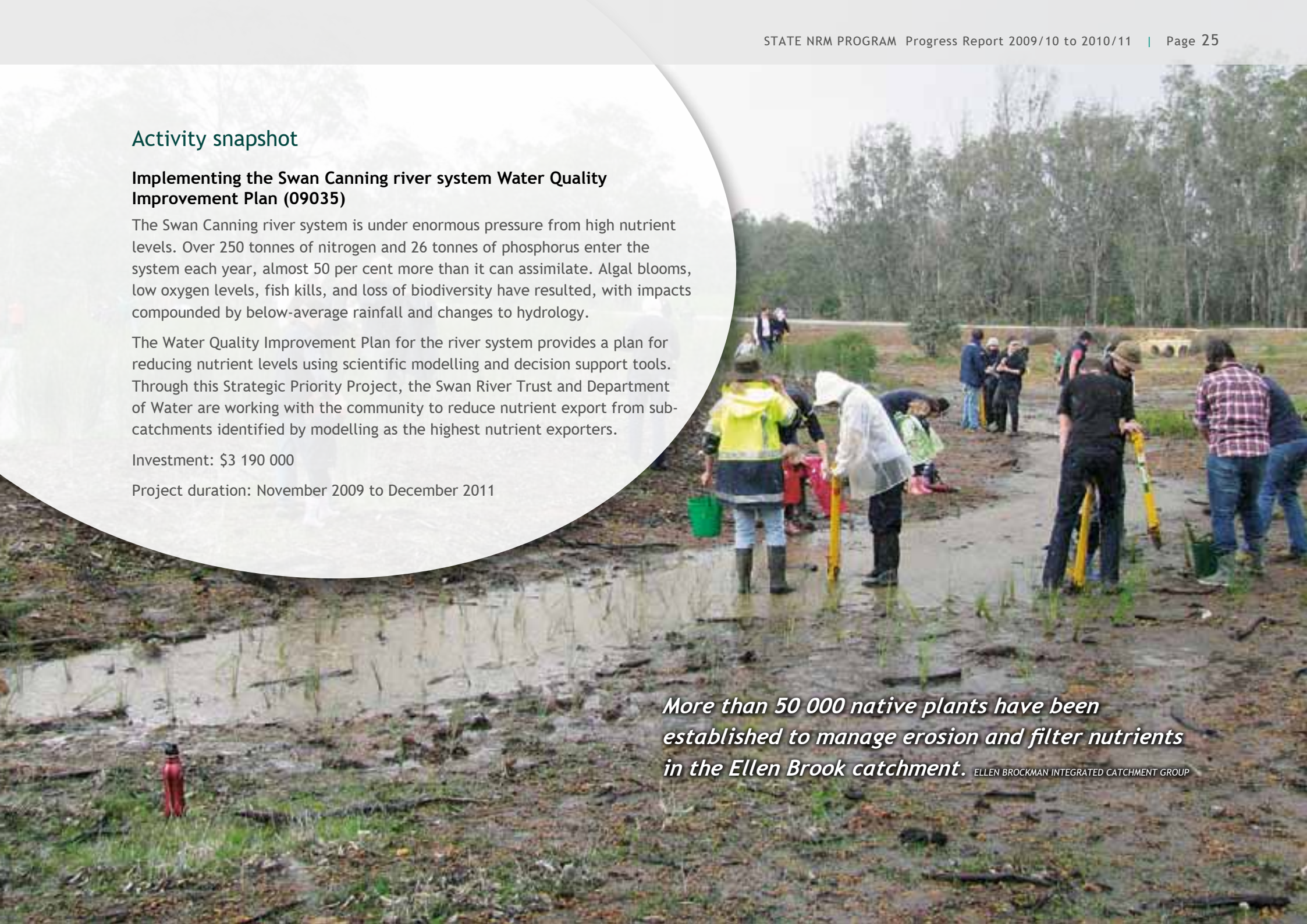
Implementing the Swan Canning river system Water Quality Improvement Plan (09035)

The Swan Canning river system is under enormous pressure from high nutrient levels. Over 250 tonnes of nitrogen and 26 tonnes of phosphorus enter the system each year, almost 50 per cent more than it can assimilate. Algal blooms, low oxygen levels, fish kills, and loss of biodiversity have resulted, with impacts compounded by below-average rainfall and changes to hydrology.

The Water Quality Improvement Plan for the river system provides a plan for reducing nutrient levels using scientific modelling and decision support tools. Through this Strategic Priority Project, the Swan River Trust and Department of Water are working with the community to reduce nutrient export from sub-catchments identified by modelling as the highest nutrient exporters.

Investment: \$3 190 000

Project duration: November 2009 to December 2011



More than 50 000 native plants have been established to manage erosion and filter nutrients in the Ellen Brook catchment. ELLEN BROCKMAN INTEGRATED CATCHMENT GROUP

Activity breakdown

On-ground activities **67%**

Capacity building **15%**

Resource assessment **10%**

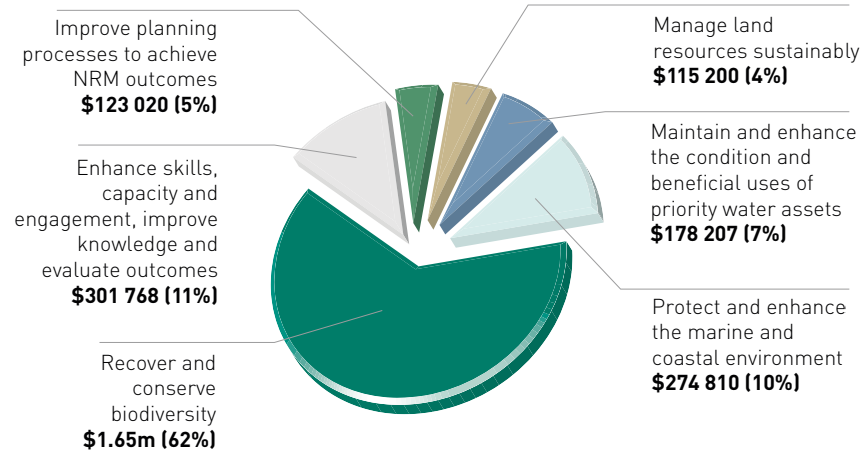
Planning **8%**

Rangelands

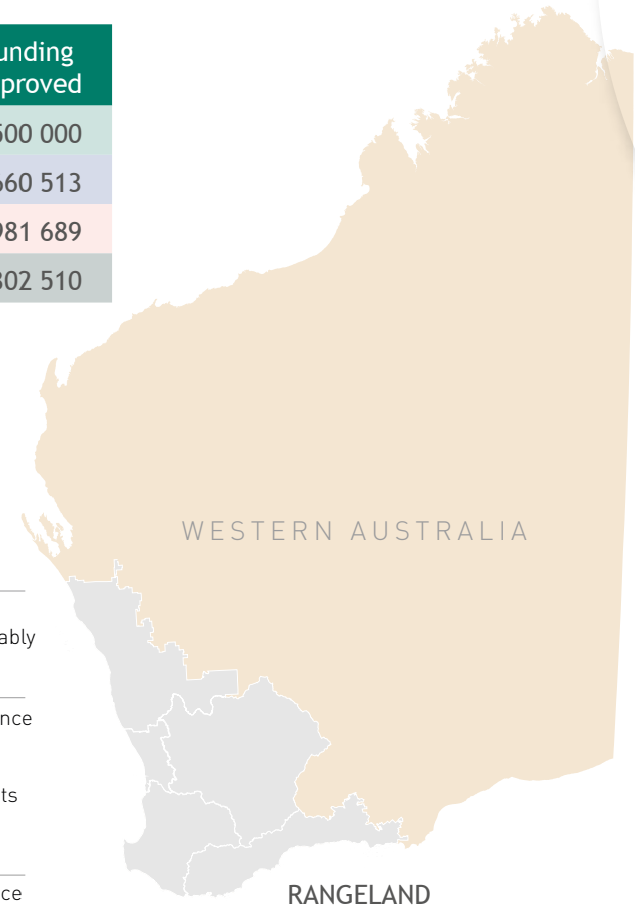
(\$3.4 million)

	Number of projects	Funding approved
Support for regional NRM group		\$500 000
Strategic Priority Project Grants 2009-10	3	\$1 660 513
Community Grants 2009-10	12	\$981 689
Community Grants 2010-11	7	\$302 510

Spending according to purpose



Note: percentages in this chart have been rounded



Activity snapshot


Kimberley waterways recovery and education (09020)

The Department of Water in partnership with the University of Western Australia has developed a waterways education program for the Kimberley with the help of a State NRM Program Strategic Priority Project Grant. The program aims to give remote communities, schools and Indigenous ranger groups the skills to examine, assess and ultimately manage their local waterways. Delivery of the program focuses on awareness, training, research, management and long-term monitoring.

Funding from the State NRM Program was also provided to develop a detailed engineering design to restore fish passage at a barrage on the Fitzroy River for endangered sawfish and other important species.

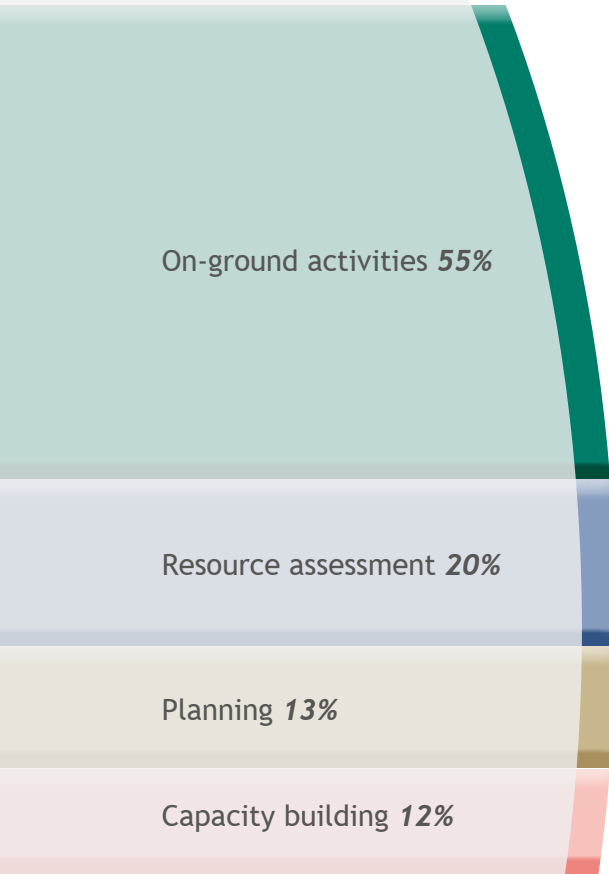
Investment: \$255 513

Project duration: November 2009 to June 2011



Indigenous rangers surveying biodiversity in a river pool. DEPARTMENT OF WATER

Activity breakdown

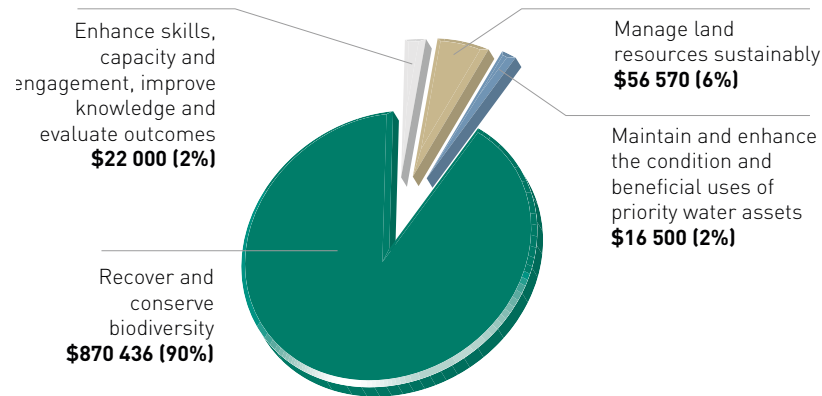


South Coast

(\$2.1 million)

	Number of projects	Funding approved
Support for regional NRM group		\$500 000
Community Grants 2009-10	9	\$965 506
Community Grants 2010-11	20	\$624 059

Spending according to purpose



Activity snapshot

Protection by prevention—protecting priority areas from dieback (09054)

South Coast Natural Resource Management Inc. is using State NRM Program Community Grant funds to protect 10 000 ha of native vegetation from the introduction of dieback. Activity is focused on the medium-term to long-term protection of priority areas within Esperance reserves and areas off-reserve between the Fitzgerald River and Cape Arid national parks. A stewardship program has been established, along with disease hygiene plans for soil/gravel movement and a best practice model for local industry. A major achievement of the project will be the setting of a new best practice benchmark for management of remnant vegetation for Western Australia's timber industry.

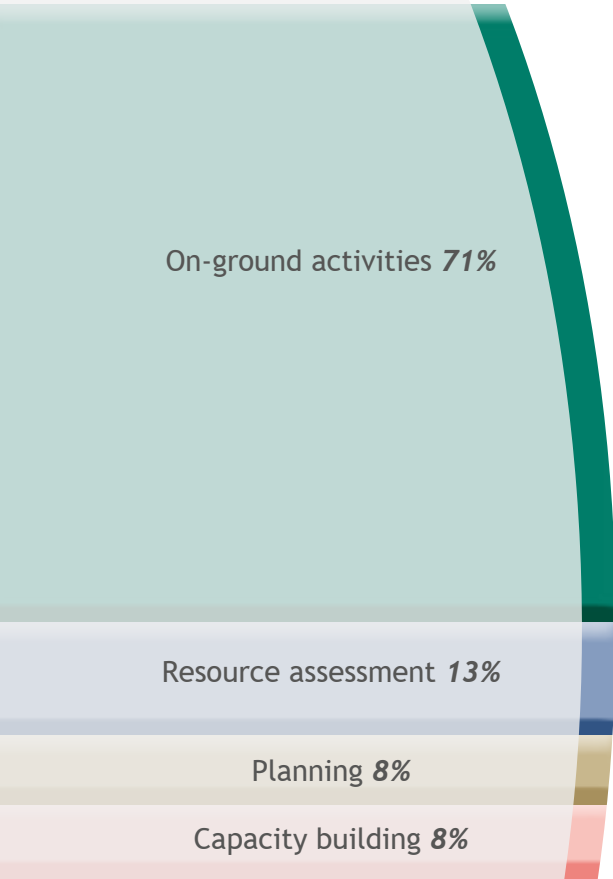
Investment: \$127 218

Project duration: June 2010 to September 2011



Dieback is creeping across the South Coast landscape. SOUTH COAST NATURAL RESOURCE MANAGEMENT INC.

Activity breakdown

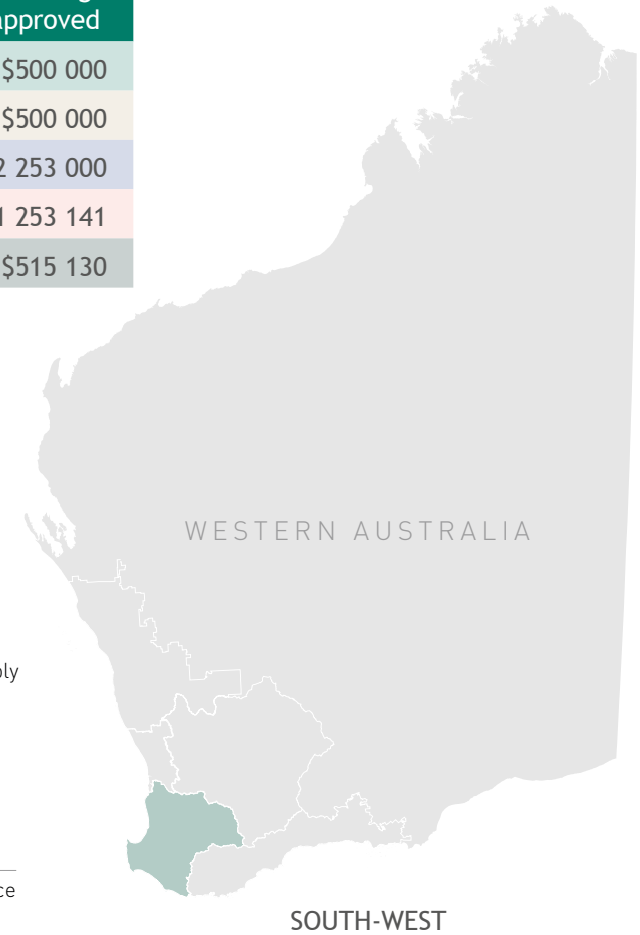
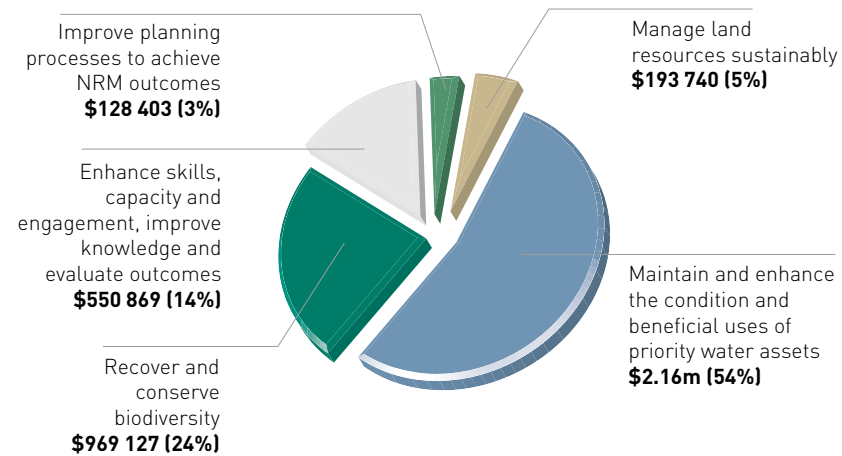


South-West

(\$5 million)

	Number of projects	Funding approved
Support for regional NRM group		\$500 000
National Action Plan carryover funded projects	1	\$500 000
Strategic Priority Project Grants 2009-10	2	\$2 253 000
Community Grants 2009-10	13	\$1 253 141
Community Grants 2010-11	16	\$515 130

Spending according to purpose





Activity snapshot

Saving cave ecosystems (09075)

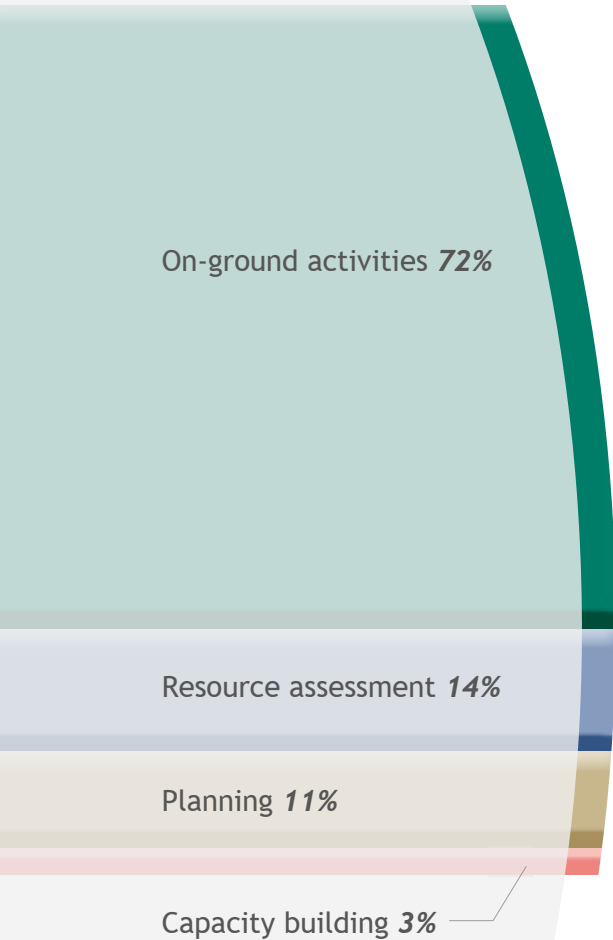
Lake Cave in the state's south-west contains a diverse groundwater-dependent ecosystem, under threat from declining water levels. Without intervention, the cave's lake and its dependent fauna may disappear within two to four years.

Augusta-Margaret River Tourism Association Inc. has used a State NRM Program Community Grant to coordinate efforts to stabilise water levels in the cave and to identify long-term options for the management of cave hydrology.

Investment: \$150 000

Project duration: November 2009 to June 2011

Activity breakdown

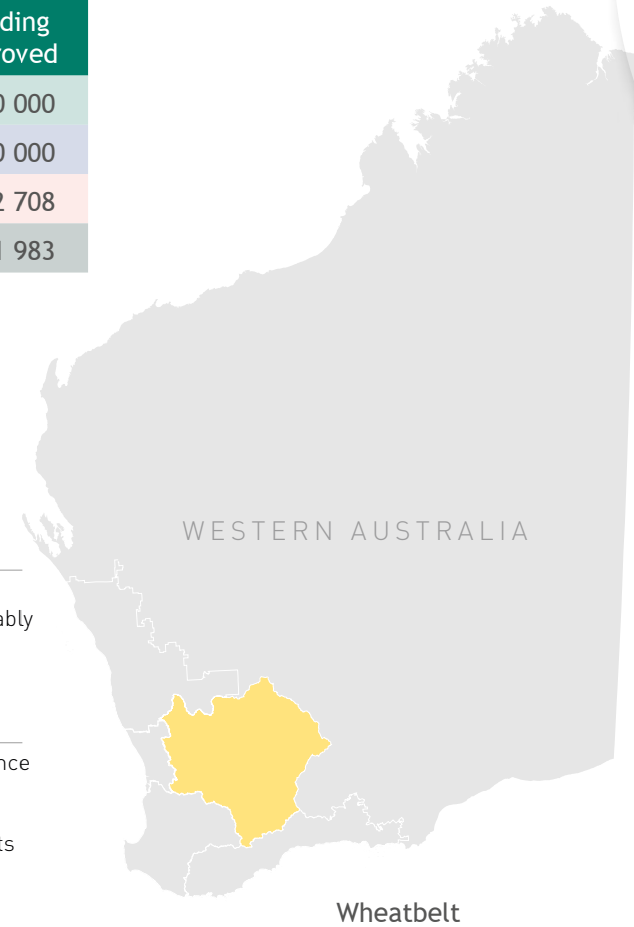
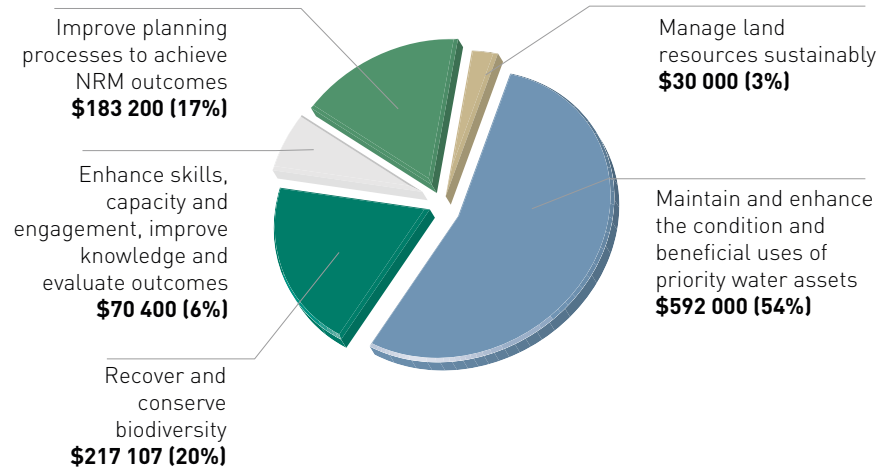


Wheatbelt

(\$1.7 million)

	Number of projects	Funding approved
Support for regional NRM group		\$500 000
Strategic Priority Project Grants 2009-10	1	\$460 000
Community Grants 2009-10	6	\$632 708
Community Grants 2010-11	4	\$81 983

Spending according to purpose



Activity snapshot

Wheatbelt sanctuary provides protection for threatened fauna (09046)

Wadderin Sanctuary in the central wheatbelt is home to reintroduced populations of red-tailed phascogale and other threatened fauna. The Naremben community fenced the 430-ha sanctuary to exclude foxes and feral cats. With the help of a State NRM Program Community Grant, the Shire of Naremben is upgrading the barrier fence and controlling overgrazing impacts of rabbits and kangaroos to prepare the sanctuary for the reintroduction of other threatened species such as woylie, brush-tailed possum, quenda, and tammar wallaby.

Investment: \$114 008

Project duration: July 2010 to September 2011



List of projects funded by region

State NRM Program July 2009 to June 2001

This appendix gives a complete listing of all State NRM Program Funds allocated and disbursed in 2009-10 and 2010-11. Information is presented by region, showing details of funding recipients (proponent), initiative funded, project code for referencing, project status, dollars committed to the initiative in the reporting period (budget) and amount expended in the reporting period (disbursed). Where project funds were unexpended and returned, these are referenced in footnotes.

Statewide (\$16.4 million)

Proponent	Initiative	Project code	Project status	Budget	Disbursed
State NRM Program Management				\$1.27m	\$1.27m
State NRM Office				\$1 270 000	\$1 270 000
National Action Plan carryover funded projects				\$3.30m	\$3.25m
Department of Agriculture and Food	The recognised biosecurity group implementation project	09007	Active	\$520 000	\$473 303
Department of Environment and Conservation	High priority recovery actions for matters of national environmental significance in Western Australia	09001	Active	\$670 000	\$670 000
Department of Fisheries	West coast near-shore finfish status and connectivity*	09003	Active	\$660 250	\$660 250
Department of Planning	Enviroplanning—integrating NRM into land-use planning	09002	Finalised	\$490 573	\$490 573 ¹
Department of Water	Extension to the term of the Wheatbelt Drainage Council	09006	Finalised	\$49 000	\$49 000
Environmental Protection Authority	Improving water quality in sensitive waterways through reduction of phosphorus inflows from rural and urban sources and providing a governance framework for drainage	09005	Active	\$610 177	\$610 177
State NRM Office	NRM policy review of delivery arrangements in Western Australia 2009-13	08002	Active	\$100 000	\$100 000
	Statewide coordination of Aboriginal engagement in natural resource management	08003	Active	\$200 000	\$200 000
Strategic Priority Project Grants 2009-10				\$11.31m	\$11.01m
Department of Agriculture and Food	Control of priority invasive species	09012	Active	\$390 000	\$390 000
	Implementing water quality improvement plans (WQIPs) and fertiliser action plan	09033	Active	\$500 000	\$386 244
	Invasive species strategy for Western Australia—starling and camel control	09027	Active	\$600 000	\$576 314
Department of Environment and Conservation	Completion of scientific research essential to safeguarding Carnaby's cockatoos and streamlining approval processes	09024	Active	\$440 000	\$440 000
	Dieback eradication Fitzgerald River National Park and urgent dieback protection actions	09030	Active	\$1 610 000	\$1 610 000
	Emergency recovery actions for highest priority threatened flora*	09029	Finalised	\$870 000	\$870 000
	Key natural diversity recovery catchment salinity recovery actions	09023	Finalised	\$480 000	\$480 000
	Urgent endangered flora recovery	09021	Finalised	\$424 000	\$424 000

Statewide (\$16.4 million) *continued*

Proponent	Initiative	Project code	Project status	Budget	Disbursed
Department of Fisheries	Biosecurity diagnostic tools	09013	Finalised	\$235 000	\$235 000
	Cost-effective hatchery production of native fish for restocking	09022	Finalised	\$350 000	\$350 000
	Preserving native fish bioersity	09039	Active	\$500 000	\$500 000
Department of Planning	Local community bushland protection plans for Perth*	09025	Active	\$400 000	\$400 000
	Protection of priority natural resources in strategic regional land-use plans*	09028	Active	\$750 000	\$750 000
Department of Water	Development of WQIPs for Blackwood, Scott, Leschenault and Hill estuaries	09019	Active	\$500 000	\$500 000
	Implementation of riparian restoration erosion control and nutrient management in priority waterways*	09032	Active	\$1 940 000	\$1 940 000
	Implementation of WQIPs to improve riparian condition and water quality in hotspots of the south-west	09018	Finalised	\$300 000	\$300 000
	Implementing drainage governance and best management approaches to waterways and wetlands in the wheatbelt	09037	Active	\$500 000	\$345 000
	Strategic tree planting and fencing along creeks and rivers	09017	Active	\$517 000	\$517,000
Community Grants 2009-10				\$0.53m	\$0.51m
Birds Australia, WA	Carnaby's black cockatoo recovery*	09062	Active	\$250 000	\$250 000
Western Australian Local Government Association	Developing strategic road reserve asset management plans to maximise biodiversity land water conservation outcomes by local government	09066	Active	\$170 500	\$150 000
Wheatbelt NRM	Red card for red fox and rabbit community based feral animal control program	09068	Active	\$110 000	\$110 000

* Project extended for one year in 2011.

Northern Agricultural (\$1.8 million)

Proponent	Initiative	Project code	Project status	Budget	Disbursed
Support for regional NRM group				\$0.50m	\$0.50m
Northern Agricultural Catchments Council				\$500 000	\$500 000
Strategic Priority Project Grants 2009-10				\$0.49m	\$0.49m
Department of Fisheries	Indicative development plan for the Houtman Abrolhos Islands	09026	Active	\$490 000	\$490 000
Community Grants 2009-10				\$0.36m	\$0.36m
Bush Heritage Australia	Goat control on Charles Darwin Reserve	09073	Active	\$19 000	\$19 000
Moore Catchment Council	Recovery and protection of Moore River catchment's threatened natural assets	09047	Active	\$199 800	\$199 800
Shire of Chapman Valley	Moresby Ranges plan; implementation phase 1 and engagement	09078	Active	\$145 000	\$145 000

Northern Agricultural (\$1.8 million) *continued*

Proponent	Initiative	Project code	Project status	Budget	Disbursed
Community Grants 2010-11				\$0.42m	\$0
City of Geraldton-Greenough	Chapman River wildlife corridor regeneration stage 1	10021	Active	\$48 700	\$0
City of Geraldton-Greenough	Fowler's fencing—linking Moresby Ranges and Chapman River	10020	Active	\$19 500	\$0
Malleefowl Preservation Group	Terra Grata malleefowl survey	10019	Active	\$10 000	\$0
Mingenew Irwin Group	Decreasing Irwin River sedimentation by using a biological control to reduce Paterson's curse infestations	10015	Active	\$15 175	\$0
	Reducing sedimentation in the Irwin River by rehabilitating Nangetty clays on Irwin River Station	10016	Active	\$17 000	\$0
Moore Catchment Council	Encourage the uptake of native woody perennials establishment in the eastern NAR	10026	Active	\$42 680	\$0
	Improving habitat and connectivity in the farming landscape for birds in the Moore River catchment	10023	Active	\$31 350	\$0
Shire of Chapman Valley	Moresby Ranges Plan: implementation phase 2 and engagement	10025	Active	\$50 000	\$0
	Upper Chapman River Catchment Action Plan: implementation	10022	Active	\$50 000	\$0
West Koojan Gillingarra LCDC	Ensuring the long-term effectiveness of salt land reclamation adjacent to the Moore River, Gillingarra	10024	Active	\$50 000	\$0
West Midlands Group	Protecting on-farm remnants	10018	Active	\$44 552	\$0
	Sustaining our environment and agricultural assets through vermin control in the West Midlands	10017	Active	\$45 400	\$0

* Project extended for one year in 2011.

Perth (\$4.9 million)

Proponent	Initiative	Project code	Project status	Budget	Disbursed
Support for regional NRM group				\$0.50m	\$0.50m
Swan Catchments Council (now Perth NRM)				\$500 000	\$500 000
Strategic Priority Project Grants 2009-10				\$3.77m	\$3.77m
Department of Fisheries	Protecting inshore and demersal finfish*	09038	Active	\$225 000	\$225 000
	Quantifying recreational fishing catch and effort*	09040	Active	\$300 000	\$300 000
Swan River Trust	Cichlids investigation	09015	Finalised	\$50 000	\$50 000
	Implementing WQIPs—Swan-Canning River System	09035	Active	\$3 190 000	\$3 190 000
Community Grants 2009-10				\$0.19m	\$0.19m
Australian Wildlife Conservancy	Securing the future of the Karakamia woylies	09072	Active	\$50 000	\$50 000
Blackadder Woodbridge Catchment Group	Blackadder sub-catchment biosecurity	09091	Active	\$25 000	\$25 000
Chittering Valley LCDC	Weed control in Lake Needonga	09063	Finalised	\$10 500	\$10 500
Eastern Metropolitan Regional Council	Native fish fauna monitoring of the Helena River	09049	Active	\$34 459	\$34 459

Perth (\$4.9 million) *continued*

Proponent	Initiative	Project code	Project status	Budget	Disbursed
Friends of Bennett Brook	Post-fire restoration of Bennett Brook to protect water quality and the endangered southern brown bandicoot	09057	Active	\$72 728	\$72 728
Community Grants 2010-11				\$0.43m	\$0
Bungendore Park Management Committee	Dieback treatment and weed control Bungendore Park and adjacent land	10005	Active	\$16 500	\$0
Canning River Regional Park Volunteers	Nicholson Road billabong flood plain restoration	10013	Active	\$23 815	\$0
Centre for Fish and Fisheries Research, Murdoch University	Halting the infestation of the aggressive freshwater fish, the pearl cichlid, in the Swan River catchment*	10004	Active	\$41 444	\$0
City of Belmont	Garvey Park foreshore stabilisation Section 4	10008	Active	\$32 786	\$0
Eastern Metropolitan Regional Council	Strengthening Our Streams—riparian restoration of priority areas of the Swan and Helena Rivers	10012	Active	\$47 415	\$0
Friends of Lake Claremont	Revegetation of the north-west section of Lake Claremont to restore indigenous woodlands	10007	Active	\$45 000	\$0
Friends of Queens Park Bushland	Hand weeding and mapping environmental weeds in the Queens Park Regional Open Space Reserves	10001	Active	\$30 400	\$0
Murdoch University	Invasive weed eradication within the Beeliar Regional Park—Murdoch University	10002	Active	\$10 000	\$0
Shire of Mundaring	Watsonia roadside control within the Jane Brook catchment	10003	Active	\$17 000	\$0
South-East Regional Centre for Urban Landcare	Nicholson Road bushland restoration and weed management (Bush Forever site 456)	10014	Active	\$43 585	\$0
	Regeneration and revegetation on the Canning River foreshore	10011	Active	\$50 000	\$0
Swan Estuary Reserves Action Group	The restoration of the ecological integrity of Pelican Point A-class reserve	10010	Active	\$31 732	\$0
Town of Kwinana	Revegetation and weed control on the limestone heath land of Chalk Hill, Kwinana	10006	Active	\$13 000	\$0
Wilson Wetlands Action Group	Fern Road East—revegetation stage 1	10009	Active	\$22 655	\$0

* Project extended for one year in 2011.

Rangelands (\$3.4 million)

Proponent	Initiative	Project code	Project status	Budget	Disbursed
Support for regional NRM group			\$0.50m	\$0.45m	\$72 728
Rangelands NRM Co-ordinating Group Inc.			\$500 000	\$450 000	\$0
Strategic Priority Project Grants 2009-10			\$1.66m	\$1.47m	\$0
Department of Water	Kimberley Waterways Recovery and Education—Indigenous*	09020	Active	\$255 513	\$255 513
Department of Fisheries	Port biosecurity	9014	Finalised	\$135 000	\$135 000
Department of Environment and Conservation	Threatened fauna Shark Bay Arc Projects—saving WA's threatened fauna*	09031	Active	\$1 270 000	\$1 079 500
Community Grants 2009–10			\$0.98m	\$0.84m	\$0
Australian Wildlife Conservancy	Calotropis control—Annie Creek	09085	Active	\$24 000	\$24 000
	Parkinsonia control in the Upper Fitzroy catchment	09086	Active	\$36 000	\$36 000
	Weed eradication on Faure Island wildlife sanctuary in world heritage-listed Shark Bay	09071	Active	\$19 500	\$19 500
Centre for Fish and Fisheries Research, Murdoch University	Conserving with community the endangered freshwater sawfish in the Fitzroy River*	09050	Active	\$110 000	\$80 000
Environs Kimberley	Managing fire and biodiversity conservation in the West Kimberley	09080	Active	\$99 000	\$99 000
Kimberley Land Council	Assessing and managing impacts of feral pigs on high conservation value waterways in the upper Fitzroy River catchment	09051	Active	\$36 128	\$36 128
	Mitigation of biosecurity threats along the North-East Kimberley coast	09074	Active	\$106 000	\$106 000
North Kimberley LCDC	Kimberley grader grass action plan	09084	Active	\$10 000	\$10 000
Pilbara Mequite Management Committee Inc.	Advancing effective management of invasive weeds in Pilbara*	09042	Active	\$140 500	\$140 500
Tirralintji Aboriginal Community	Weed control at Lake Gladstone	09087	Active	\$9 000	\$9 000
University of Western Australia	Effects of nutrient enrichment and toxic lyngbya blooms on benthic invertebrates and migratory shorebird communities of Roebuck Bay Ramsar site*	09060	Active	\$141 561	\$125 000
Yawoorroong Miriuwung Gajerrong Yirrgab Noog Dawang Aboriginal Corporation	Miriuwung Gajerrong fire management	09088	Active	\$250 000	\$150 000
Community Grants 2010-11				\$0.30m	\$0
Ashburton Aboriginal Corporation	Pilbara aboriginal native seed collection and propagation	10027	Active	\$50 000	\$0
Australian Wildlife Conservancy	2011 bird survey of Faure Island wildlife sanctuary: shorebirds pied cormorants and future translocations	10030	Active	\$25 820	\$0
Central Desert Native Services on behalf of Mungarlu Ngurrankatja Rirraunkaja Aboriginal Corporation	A comprehensive assessment of the natural and cultural assets of the Carnarvon Ranges	10031	Active	\$50 000	\$0
Central Desert Native Title Services	A natural and cultural heritage management strategy for Ngururpa Country	10032	Active	\$49 740	\$0
Environs Kimberley	Roebuck Bay fine scale habitat modelling to determine key habitat for marine wildlife and prey	10029	Active	\$26 950	\$0
Greening Australia (WA)	Eighty Mile Beach Ramsar site fencing	10028	Active	\$50 000	\$0
Ord Land and Water	Protecting environmental and agricultural assets of the East Kimberley	10033	Active	\$50 000	\$0

* Project extended for one year in 2011.

South Coast (\$2.1 million)

Proponent	Initiative	Project code	Project status	Budget	Disbursed
Support for regional NRM group				\$0.50m	\$0
South Coast Natural Resource Management Inc.			\$500 000	\$500 000	\$0
Community Grants 2009-10				\$0.97m	\$0
Fitzgerald Biosphere Group	Buffering priority areas by controlling the spread of dieback–Western Fitzgerald Biosphere	09070	Active	\$110 000	\$110 000
Green Skills	Geekabee Hill Ecolink remnant vegetation	09064	Finalised	\$17 570	\$17 570
South Coast Natural Resource Management Inc.	Controlling priority invasive weed species in South Coast*	09056	Active	\$246 000	\$246 000
	Environmental weed control surrounding the Porongurup's	09055	Active	\$49 500	\$49 500
	Protection and recovery of high priority biodiversity assets in South Coast	09053	Active	\$140 000	\$140 000
	Protection by prevention–protecting priority areas from dieback; Eastern South Coast	09054	Active	\$127 218	\$127 218
	Protection by prevention–protecting priority areas from dieback; Walpole wilderness and Mount Lindesay	09052	Active	\$104 218	\$104 218
South Coast Progress Association Weeding Group	Introduced wattle eradication South Coast	09043	Finalised	\$6 000	\$6 000
Walpole-Nornalup National Parks Association	Protection of the Owingup Wetland System	09045	Active	\$165 000	\$165 000
Community Grants 2010-11				\$0.62m	\$0
Albany Heritage Reference Group Aboriginal Corporation	Fish traps	10049	Active	\$50 000	\$0
Bushcarers Group	Lake Seppings western shore rehabilitation	10043	Active	\$10 520	\$0
Dujimerrup Twonkup Aboriginal Corporation	An Indigenous restoration initiative: fencing and revegetation of riparian and remnant revegetation on Dowrene Farm	10057	Active	\$27 500	\$0
Esperance Regional Forum	Riparian vegetation protection and livestock exclusion fencing in the Stokes Inlet and Coomalbidup catchments	10046	Active	\$50 000	\$0
Fitzgerald Biosphere Group	Increasing land management capacity and protection of rehabilitation and conservation values in the Western Fitzgerald biosphere	10042	Active	\$50 000	\$0
Frenchman Bay Association	Construction of bird hide at Lake Vancouver, Goode Beach, Vancouver Peninsula, Albany	10051	Active	\$14 000	\$0
Friends of the Porongurup Ranges	Declared and environmental weed control in and around the national heritage-listed Porongurup National Park	10041	Active	\$50 000	\$0
Gillamii Centre	The treatment of invasive golden wattle populations within the Gillamii service area	10038	Active	\$47 700	\$0
Grahams Land and Sea Aboriginal Corporation	Protection and enhancement of a heritage-listed fragile wetland and surrounding remnant bushland	10054	Active	\$38 000	\$0
Green Skills	Senecio glastifolius eradication	10039	Active	\$50 000	\$0
King River Weed Control and River Restoration Group	Meet and greet to preserve our reserves	10047	Active	\$22 500	\$0
North Stirlings Pallinup Natural Resources	Greening tributaries of the Pallinup River and promoting landcare in the North Stirlings Pallinup region	10044	Active	\$48 900	\$0
Ravensthorpe Agricultural Initiative Network	Improving the health, water quality and community awareness of Dunn's Swamp at Hopetoun	10048	Active	\$11 100	\$0

South Coast (\$2.1 million) *continued*

Proponent	Initiative	Project code	Project status	Budget	Disbursed
Shire of Denmark	Biodiversity surveys Mount Hallowell Reserve and Wilson Inlet Foreshore Reserves, Denmark	10052	Active	\$19 560	\$0
	Revegetation of priority sites on the Wilson Inlet Foreshore Reserves, Denmark	10053	Active	\$8 010	\$0
Shire of Esperance	Walker Street public open space	10050	Active	\$20 000	\$0
Tambellup Noongar Land Aboriginal Corporation	Integrated property management to contain salinity and protect riparian land (Gordon River) on Tammar Farms	10055	Active	\$45 300	\$0
Torbay Catchment Group	Drain restoration, revegetation and weed control along a section of Undeyup Creek	10045	Active	\$22 969	\$0
Wilson Inlet Catchment Committee	Watsonia control in Narrikup	10040	Active	\$10 000	\$0
Wongutha CAPS Development Trust	Protection/enhancement of remnant bushland and addressing soil erosion with windbreaks and perennial pastures, Wongutha CAPS (Christian Aboriginal Parent-directed School)	10056	Active	\$28 000	\$0

* Project extended for one year in 2011.

South-West (\$5 Million)

Proponent	Initiative	Project code	Project status	Budget	Disbursed
Support for regional NRM group				\$0.50m	\$0.50m
South West Catchments Council				\$500 000	\$500 000
National Action Plan carryover funded projects				\$0.5m	\$0.5m
Department of Environment and Conservation	Emergency conservation action for the woylie*	09004	Active	\$500 000	\$500 000
Strategic Priority Project Grants 2009-10				\$2.25m	\$2.25m
Department of Water	Implementing WQIPs, Peel-Harvey	09034	Active	\$1 000 000	\$1 000 000
	Implementing WQIPs, Vasse, Wonnerup, Geographe Bay	09036	Active	\$1 253 000	\$1 253 000
Community Grants 2009-10				\$1.25m	\$1.13m
Augusta-Margaret River Tourism Association	Lake and Jewel Cave hydrology and recovery*	09075	Active	\$150 000	\$150 000
Cape to Cape Catchments Group	Protecting and restoring ecological connectivity within the Cape-to-Cape catchment	09079	Active	\$45 000	\$45 000
Katanning LCDC	Fighting bridal creeper in the Upper Blackwood	09065	Active	\$84 600	\$52 200
Leschenault Catchment Council	Maintaining the WA blackberry containment line	09081	Active	\$229 676	\$229 676
Oyster Harbour Catchment Group	Management actions to address climate change and degradation of Oyster Harbour catchment	09077	Active	\$116 000	\$116 000
Peel-Harvey Catchment Council	Mayfield Main Drain sub-catchment WQIP including foundational activities*	09058	Active	\$53 669	\$53 669
Serpentine River Group/Lowlands Conservation Association	Protecting and restoring freshwater ecosystem health in the Serpentine River, an adaptive management approach	09082	Active	\$18 700	\$18 700
Shire of Capel	Fox control across the Capel, Dardanup and Busselton shires	09048	Active	\$74 996	\$74 996

South-West (\$5 Million) *continued*

Proponent	Initiative	Project code	Project status	Budget	Disbursed
Shire of Collie	Biodiversity assessment and planning, and commencing management of Shire of Collie natural reserves	09044	Active	\$50 000	\$50 000
Shire of Murray	Fencing, weed and access control in priority Shire of Murray reserves	09059	Active	\$16 500	\$16 500
Shire of Serpentine Jarrahdale	Protection and enhancement of a Priority 4 species and enhancement of wetlands in bush forever site 378, Serpentine	09089	Active	\$14 000	\$14 000
Shire of West Arthur	Coordination of feral pig control to reduce the impacts in Peel-Harvey and Leschenault catchments	09090	Active	\$250 000	\$161 000
Warren Catchment Council	Control of blackberry and bridal creeper in the Warren River catchment*	09076	Active	\$150 000	\$150 000
Community Grants 2010-11			\$0.52m	\$0	
Blackwood Basin Group	Plans to action on-ground funding for the Blackwood	10072	Active	\$50 000	\$0
Cape to Cape	Protecting high value assets in the Quininup catchment by assessing its condition and on-ground actions	10071	Active	\$48 760	\$0
Capel LCDC	Arum lily eradication in Capel Tuart forests at Ludlow and Minnipup	10059	Active	\$14 000	\$0
	Fencing to enhance the survival of diverse flora of Minnipup Block of the Ludlow Tuart forest	10069	Active	\$20 000	\$0
Coolup LCDC	Fox and rabbit control in the coastal Peel-Harvey catchment	10062	Active	\$11 000	\$0
Geographe Catchment Council	Keeping Geographe Bay OK—reducing nutrient run-off from urban areas	10067	Active	\$45 500	\$0
Katanning LCDC	Continuing the fight against bridal creeper	10058	Active	\$50 000	\$0
	From drain to living stream—Katanning Creek	10066	Active	\$36 050	\$0
	Much to do about saving a lake—Ewlyamartup	10065	Active	\$42 590	\$0
Keysbrook Environmental Group	Protection of rare flora against phytophthora attack on conservation zone in Keysbrook	10064	Active	\$14 100	\$0
Landcare Serpentine Jarrahdale	Invasive species control and revegetation for protection of threatened ecological communities in Brickwood Reserve, Byford	10070	Active	\$17 600	\$0
Serpentine Jarrahdale Shire	Healthy habitats	10068	Active	\$48 900	\$0
	Instigating biological control methods against mistletoe within the old Rifle Range Reserve, Byford	10063	Active	\$47 330	\$0
	Weed control in reserves that contain threatened ecological communities and Declared Flora in Serpentine	10061	Active	\$19 100	\$0
Shire of Bridgetown-Greenbushes	Strategic wash-down bays, equipment and procedures to minimise soil-stored Cape Broom seed dispersals	10060	Active	\$12 200	\$0
Southern Aboriginal Corporation	Improving fauna movement and rehabilitating saline lands on Marribank Farms to protect Blackwood River tributaries	10073	Active	\$38 000	

* Project extended for one year in 2011.

Wheatbelt (\$1.7 million)

Proponent	Initiative	Project code	Project status	Budget	Disbursed
Support for regional NRM group			\$0.50m	\$0.50m	\$0
Avon Catchment Council Inc.			\$500 000	\$500 000	\$0
Strategic Priority Project Grants 2009-10			\$0.46m	\$0.46m	\$0
Department of Water	Avon waterways restoration	09016	Finalised	\$46 000	\$46 000
Community Grants 2009-10			\$0.63m	\$0.63m	\$0
Camm River Paleo-Valley Rehabilitation Committee	Camm River Paleo-Valley rehabilitation	09061	Active	\$150 000	\$150 000
Shire of Mount Marshall	Mount Marshall malleefowl awareness	09041	Active	\$15 000	\$15 000
Shire of Narembeen	Control of mammalian pest species to protect and enhance threatened red tailed phascogale and allow re-establishment of other threatened fauna at Wadderin Sanctuary	09046	Active	\$114 008	\$114 008
Wheatbelt NRM	Establishment of Wheatbelt Regional Biosecurity Group	09069	Active	\$82 500	\$82 500
	Riparian improvement of priority Avon River Pools—Gwambygine*	09067	Active	\$200 000	\$200 000
	Water management planning for Avon Arc towns	09083	Active	\$71 200	\$71 200
Community Grants 2010-11				\$0.08m	\$0
Shire of Mount Marshall	Protection and preservation of Mount Marshall Rock Reserve	10036	Active	\$8 000	\$0
Shire of Quairading	Quairading Town Common Reserve water and revegetation	10037	Active	\$15 000	\$0
Shire of York	Protection and conservation of the Avon River in the York Shire	10035	Active	\$10 000	\$0
Southern Brook Catchment Group	Southern Brook revitalisation: protecting and enhancing key tributaries and conservation assets in Southern Brook	10034	Active	\$48 983	\$0

* Project extended for one year in 2011.

Source and Application of Funds

1 July 2009 - 30 June 2011

Source of fund

NAP carryover	\$3 500 000
Single Holding Account carryover	\$2 433 137
State Consolidated Funds 2009-10	\$30 000 000
State Consolidated Funds 2010-11	\$5 000 000
Returned project funds NAP carryover	\$46 582
Returned project funds 2009-10	\$50 506
	<hr/>
TOTAL	\$41 030 225

Application of funds

NAP carryover priority projects	\$3 453 303
Strategic projects 2009-10 funding	\$19 451 572
Community projects 2009-10 funding	\$4 631 570
Community projects 2010-11 funding	\$25 000
Regional group funding	\$2 950 000
State NRM Office funding	\$1 270 000
	<hr/>
TOTAL	\$31 781 445

Funds to be carried forward

Unspent committed NAP funds	\$46 697
Unspent committed 2009-10 funding	\$771 402
Unspent committed 2010-11 funding	\$2 399 021
Unspent uncommitted NAP carryover	\$6 031 660
	<hr/>
TOTAL	\$9 248 780

State NRM Office

3 Baron-Hay Court South Perth

P: 08 9368 3168

F: 08 9474 3196

E: snrmo@agric.wa.gov.au

W: www.nrm.wa.gov.au