

LIBRARY

Department of Biodiversity,
Conservation and Attractions

This PDF has been created for digital preservation. It may be used for research but is not suitable for other purposes. It may be superseded by a more current version or just be out-of-date and have no relevance to current situations.

Camping fees

Camping fees must be paid for each person for every night they stay. Entrance fees must also be paid, if they apply, but only on the day you arrive. Parks with entrance fees are listed in this brochure.

For example, two adults camping at Cape Le Grand National Park for four nights will pay:

2 adults x 4 nights x \$9 per adult per night plus \$11 entrance = \$83

If you hold a park pass you only need to pay for camping.

For information on campgrounds and DEC's trial campsite booking system visit www.dec.wa.gov.au/campgrounds.

Camping fees for parks and State forest

Without facilities or with basic facilities

- Adult per night \$7
- Concession cardholder per night (see 'Concessions') \$5
- Child per night (over 5 and under 16 years) \$2

With facilities including ablutions or showers, caravan sites without electricity (Cape Le Grand National Park is in this category)

- Adult per night \$9
- Concession cardholder per night (see 'Concessions') \$6
- Child per night (over 5 and under 16 years) \$2

King Leopold Ranges Conservation Park, Purnululu (Bungle Bungle) and Windjana Gorge national parks

- Adult per night \$11
- Concession cardholder per night (see 'Concessions') \$8
- Child per night (over 5 and under 16 years) \$2

Dirk Hartog Island National Park

- Adult per night \$18
- Concession cardholder per night (see 'Concessions') \$13
- Child per night (over 5 and under 16 years) \$2

Karijini National Park

Basic camping fees apply to Dales camping area. Karijini Eco Retreat is privately managed and open to visitors. Separate fees apply.

For more information contact the Karijini Visitor Centre on (08) 9189 8121.

Goldfields Region

For information on camping site locations and reservations, please contact the Kalgoorlie office on (08) 9080 5555.

Aircraft landing fees

Daily landing fees apply for occupants of aircraft landing in parks on declared aircraft landing areas. Please contact the local DEC office for details before your visit.

- Each person aged 6 years or over (other than pilot and crew of tour aircraft) \$11

Attraction fees

Please note that park passes do not apply to the following managed attractions.

Tree Top Walk

Open daily 9am to 4.15pm. Extended hours 8am to 5.15pm, 26 December to 26 January. Closed Christmas Day and during hazardous conditions.

- Adult \$12.50
- Concession cardholder (see 'Concessions') \$9
- Child (over 5 and under 16 years) \$6.50
- Family (2 adults, 2 children) \$31.50

No charge to walk the Ancient Empire.

Geikie Gorge National Park boat trip

Boat trips depart at various days and times from the end of April to November. Please check departure times with the department's Broome office on (08) 9195 5500.

- Adult \$30
- Concession cardholder (see 'Concessions') \$21.50
- Child (over 5 and under 16 years) \$7.50
- Family (2 adults, 2 children) \$62.50

Dryandra Woodland

Fully guided night tours of Barna Mia animal viewing enclosure on Mondays, Wednesdays, Fridays and Saturdays. Closed on public holidays. Please book before 4pm on (08) 9881 9200. If booking a Saturday tour on the day of the tour phone (08) 9881 2064.

- Adult \$14
- Concession cardholder (see 'Concessions') \$10.50
- Child (over 5 and under 16 years) \$7.50
- Family (2 adults, 2 children) \$37.50

Monkey Mia Conservation Park

All funds collected are used for the management of the dolphins and park facilities. Dolphin feeding usually occurs daily between 8am and 1pm.

- Adult \$8 per day or \$12 per month
- Concession cardholder \$6 per day or \$10 per month (see 'Concessions')
- Child (over 5 and under 16 years) \$3 per day or \$5 per month
- Family (2 adults, 2 children) \$16 per day or \$30 per month

For more information contact any DEC office, phone the information line on (08) 9219 8000 or visit DEC's website at www.dec.wa.gov.au



Department of
Environment and Conservation



Information current at November 2011

Park visitor fees



20110514-11-10M

PAM03332



Department of
Environment and Conservation



Park entrance fees

There's no better way to discover the beauty and diversity of Western Australia than to explore its world-class parks. Visitor fees apply at many of these parks, so you may wish to purchase one of the passes described below. These passes save you time and money and by buying one you will be making a valuable contribution to the management of these special areas.

Which parks have entry fees?

North West: King Leopold Ranges Conservation Park, Karijini, Millstream-Chichester, Mirima, Mitchell River, Purnululu (Bungle Bungle), Tunnel Creek and Windjana Gorge national parks.

Coral Coast: Cape Range, François Péron, Kalbarri, Lesueur and Nambung (Pinnacles) national parks.

Around Perth: Avon Valley, John Forrest, Serpentine, Walyunga and Yanchep national parks.




Golden Outback: Cape Arid, Cape Le Grand and Stokes national parks.

South West: Beedelup, D'Entrecasteaux, Fitzgerald River, Gloucester, Greater Beedelup, Porongurup, Shannon, Stirling Range and Warren national parks.

Please note, entry fees apply at, but are not limited to, the above parks.

Which pass do I need?

One of the following passes is required to enter parks in WA where entry fees apply. All prices include GST.

- The **Day Entry Pass** provides entry to a park for a day visit. (More than one park may be visited on the same day using the pass purchased that day.) The pass can be purchased at a park entry point.
 -  \$11 per vehicle (up to 12 legally seated people).
 -  \$5 per motor cycle and concession cardholders (see 'Concessions').
 -  \$5 per passenger or \$1.50 per concession cardholder (see 'Concessions') in a vehicle with more than 12 occupants but not on a commercial tour.

Free entry applies if you walk or cycle into a park.

- The **Holiday Pass** provides unlimited entry to all parks for up to four weeks.
 -  \$40 per vehicle (up to 12 legally seated people).
- The **Annual All Parks Pass** provides unlimited entry to all WA parks for 12 months.
 -  \$80 per vehicle (up to 12 legally seated people).
 -  \$50 per vehicle for concession cardholders (see 'Concessions').
- The **Goldstar Pass** combines an Annual All Parks Pass with an annual subscription to DEC's *LANDSCOPE* magazine.
 -  \$110 per vehicle (up to 12 legally seated people).
- The **Annual Local Park Pass** for local residents and rate payers only, provides unlimited entry to one park (or a group of local parks) for 12 months.
 -  \$20 per vehicle (up to 12 legally seated people).

These passes are not valid for entry into the Avon Descent; Calgardup, Giants, Crystal or Cabaret caves; Araluen Botanic Park; Dryandra Woodland; Geikie Gorge boat trip; Monkey Mia Conservation Park; Penguin Island Discovery Centre; Perth Observatory; Tree Top Walk or Yardie Creek Boat Tour.

Park passes are for entrance fees only. Separate fees apply for camping.

Where are passes available?

Day entry passes are available at park entry points.

WA is a big state and it is not possible to staff all park entry points. Please follow the instructions to pay your fees at parks that are not staffed.

All other passes are available at most DEC offices, selected tourist outlets and retail stores, and from the DEC website at www.dec.wa.gov.au, through the 'shop' link. To purchase over the phone or for details of your nearest park pass outlet, phone (08) 9219 8000.

Concessions

Holders of the following Australian issued cards are entitled to the specified concession passes, camping or attraction fees as listed in this brochure.

- | | |
|-----------------------------------------|----------------------|
| • Seniors Card | • Age Pension |
| • Disability Support (Blind) | • Disability Support |
| • Carer Payment | • Carer Allowance |
| • Department of Veterans' Affairs (DVA) | • Companion Card |

The accompanying companion/carer of a Companion Card holder is entitled to free entry when entering an attraction or venue where 'per person' fees apply. This also applies to camping fees.

Community groups travelling on buses may be entitled to a reduction in fees so check with the local DEC office before you visit.

Holders of recreation fishing licences may enter a park at no charge if they are entering for the purpose of their licence.

Organised outings for disabled groups, aged and infirm groups or education and study groups accompanied by their carers may be eligible for an entry fee waiver. Requests for consideration of fee waivers can be made to the Parks Pass Coordinator, Locked Bag 104, Bentley Delivery Centre, WA 6983, at park.passes@dec.wa.gov.au or on (08) 9334 0240.

Commercial operations in parks

A current Commercial Operations Licence is required to conduct commercial operations within parks managed by DEC. The fees which apply are in the Commercial Operator Handbook.

Enquiries about DEC licences and fees should be directed to the Licensing Unit at licensing@dec.wa.gov.au or on (08) 9334 0119.

All fees in this brochure may be subject to change without notice. All fees collected are retained by the department to assist in conservation and park management, including the improvement of visitor services and facilities.



Cover image: The Perth Hills Centre campground
This page: Kalbarri National Park
Photos - Tourism WA



Stirling Range National Park. Photo - Tourism WA