

# BINDER BOOK

This is a photocopy of the cover and all of the contents of a "Binder Book" that is with the 1995 Lewis Bellard and Marmion Banded Skitt got samples and aquatic invertebrate sweep samples. These are all currently stored in several boxes in the "alcohol storage"

Shipping container in the vehicle

Component at Ditch

Woodside

(Wildlife Research Centre)

See photos taken

by JL on Tues 29/4/2014

for a record of these samples and their storage location.

Name

Year

30/4/2014

School

SUBJECT

Victory

VSBO3

A4

64

PAGES

OSTRACODA

- 14248CYPDAH *Cyprinotus (dahli)* common southern species
- 14249BEN--- *Bemmelongia (australis)*
- 14249CYPBAY *Cyprina baylyi*
- 14249HEM--- *Hemicypria*
- 14248ILYAU *Nyocypria australensis*
- 14248ILLI--- *Nyodromus*
- 14249BENUS *Bemmelongia australis*
- 14249----- *Cyprididae*
- 14245LIMEDR *Limnocythere dorsicula*
- 14249CYP? *Cypricercus*
- Heterocypria gregarius* P 138 INVERTS. REPT 1300K III

OSTRACODA



WDW 1 shore sample 19/8/93  
1mm long, robust with <sup>pronounced</sup> dorsal lip.



smaller 0.5mm, flatter, sharper edges.



0.5mm, bumps on shell.



① very rounded, shell pitted 0.5mm.

WDW

-3?

ORDER/CLASS

Monogononta

order / SUB ORDER      SUB ORDER      SUB ORDER      SUBORDER

Plouma      Florculariacea      Collothecaceae.

Brachionidae

Brachionus, Keratella, Colurella,

Asplanchnidae

Asplanchna

Heserthriidae

Heserthria

Tetradinellidae

Tetradina

Florculariidae

Inaculoria

Seconidae

Secane, Monostyla

ORDER

Bdelloidea

Holotrochidae

Holotrocha

Philodinidae

Rotaria, Philodina

ROTIFERA

WDW 1 shore sample 19/8/93

♂ large ♀  
237 FFW

♀ medium flat

♂ very small ♀ larger

♀ large

31/5/00 3.19 pm depth gauge 0.65m

2.0ppk = ~~1.59ppk~~ 2.53ppk

Span = 103.5%

Ponton Creek sample 1/11/00 benthic sample  
250 µm

micro crustacea ciliata, cheyletidae - med common.

tricopeptera med common

Hemiptera notonectidae, corixidae med common.

coleoptera 1 only rare.

Ostracoda 3 species med common.

Hemiptera cheyromoridae, med common  
stratiomyid. rare

Zygoptera uncommon.

Ponton Creek 1/11/00

copepoda 50 µm

Ciliocida common

Cyclopoida rare

Cheyletidae

Rotifera common

diptera rare

Cladocera (Mairiidae?)

Camp Embayment 50µm 1/11/00

Lolainoidea common  
 Leptopoda uncommon

Hydrozoa uncommon  
 Moinidae common

Opilicoda mod common  
 Rotifera uncommon

SW Island 50µm 1/11/00

Opilicoda common

Lolainoidea common  
 Leptopoda uncommon

Moinidae common  
 Hydrozoa rare

Rotifera uncommon  
 Dipstera rare

SW Island 250µm

1/11/00

Erioptera rare

Chironomidae uncommon

Coleoptera common

Cyclopoida rare

Cladocera common (Moinidae)

Macrothricidae rare

Ostracoda common.

Comp Embayment 250µm

1/11/00

Coleoptera rare

Erioptera uncommon

Ephemeroptera rare.

Chironomidae common

Zygoptera common

Anisoptera rare

Chydoridae common

Notonectidae rare

Moinidae uncommon

Ostracoda moderately common

Coleoptera uncommon

Cyclopoida rare

Brookbrook

Camp Embayment

28/11/01

50m x 50µm

Rotifera mod common

Cladocera abundant

Larvacea mod common

Cyclopoida mod common

Ostracoda uncommon.

Camp Embayment

28/11/01

250µm benthic


Zygoptera mod common

Chironomidae ~~un~~ mod common

Ostracoda mod common

Misgonyxidae rare.

o 9



A series of handwritten scribbles in the bottom right quadrant of the page. It includes a small circle on the left, a vertical line extending upwards from it, and a large, sweeping loop that starts from the top of the vertical line and curves back down to the left.

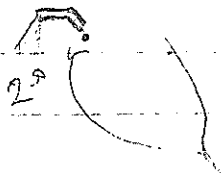
# Boonderoo

Open Water


28/11/01

50m x 50um

Cladocera



Daphnia? abundant



Lutrotopis?

Copepoda

Boeckella



mediocum

- long antennae

# Boonderoo

Open Water  
50m x 50um

28/11/01

Cladocera



Daphnia abundant



Lathropis?

Copepoda

Boeckella



modicum

- long antennae



Boonderoo

Ponton Entrance

28/11/01

250 um net.

Odonata

Diptera

Coleoptera

Trichoptera

Ostracods

1x yabbie

Boonderoo

28/11/01

Camp Embankment

250 um net

Odonata

Diptera

Ostracoda

Cladocera

Copepoda