

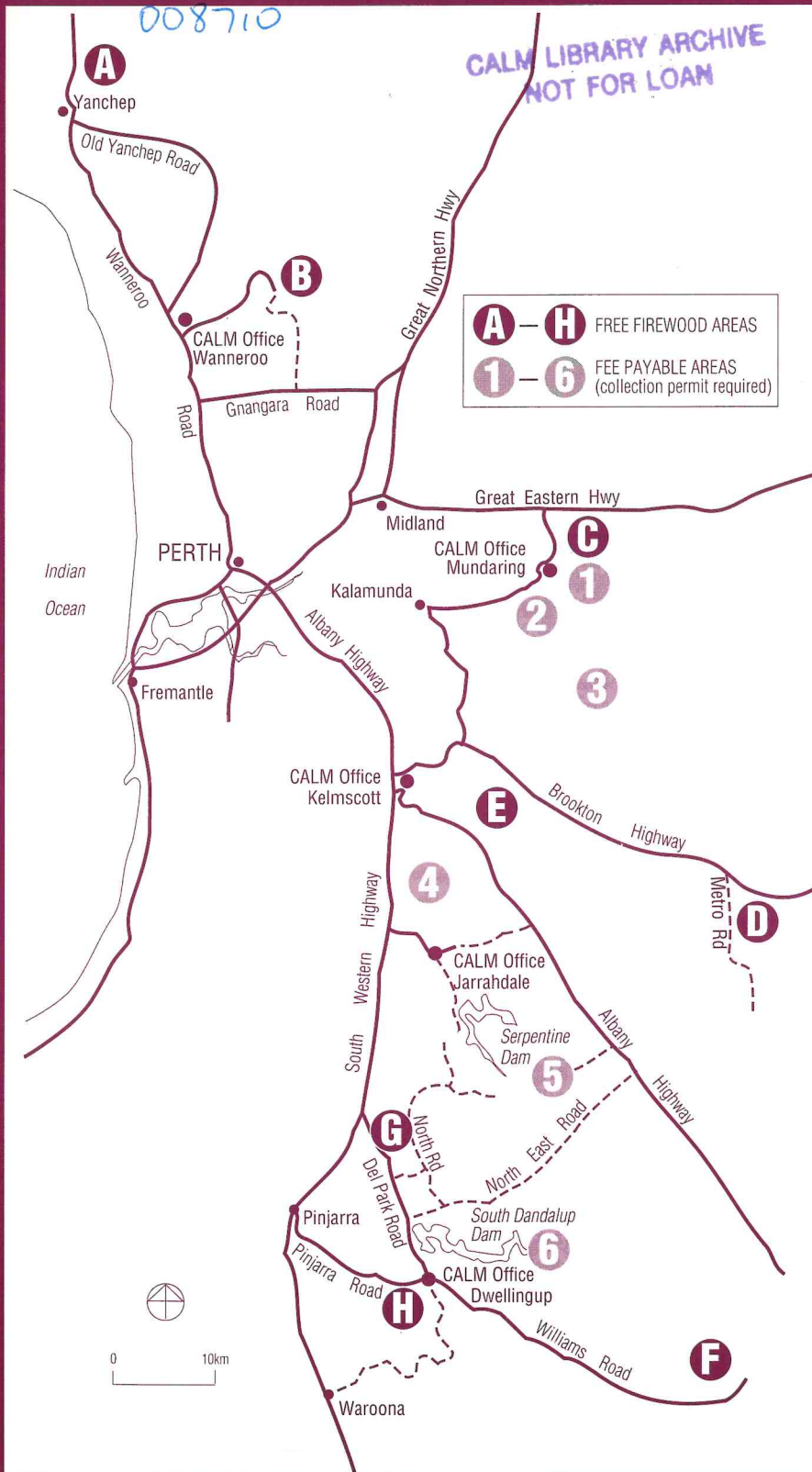
LIBRARY

Department of Biodiversity,
Conservation and Attractions

This PDF has been created for digital preservation. It may be used for research but is not suitable for other purposes. It may be superseded by a more current version or just be out-of-date and have no relevance to current situations.

SUMMER FIREWOOD

valid until 30 April 1993



CALM provides Free Firewood Areas and Fee Payable Areas for summer and winter. These firewood areas have been located as close as possible to Perth. The wood in Fee Payable Areas is higher in quality and quantity than in Free Firewood Areas.

As the wood is mainly scattered trimmings you will need to collect and cut it and carry it to your trailer. A wheelbarrow will be handy. Loads are restricted to one 6'x4' (½ tonne) trailer per family.

Uncontrolled gathering of firewood can seriously damage the forest. Wood gathering is prohibited in national parks, nature reserves and other conservation reserves. Our roadside vegetation is precious; please don't collect firewood in these areas. Entry into Disease Risk Areas is illegal without a special permit.

Apart from private land, firewood can only be collected in State forest or timber reserves managed by CALM. Firewood from the areas shown on the enclosed maps can only be collected for non-commercial use.

Why not make a day of your collecting, pack a picnic and enjoy the bush? Stop at your nearest CALM office for information about the facilities, walking tracks and wildlife of the area.


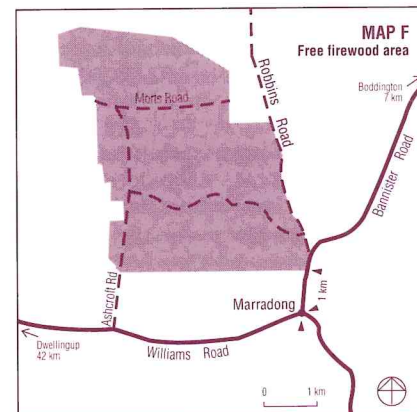
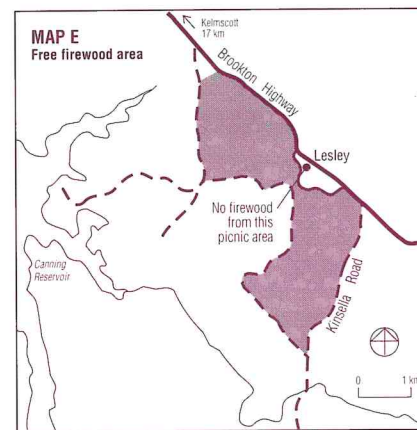
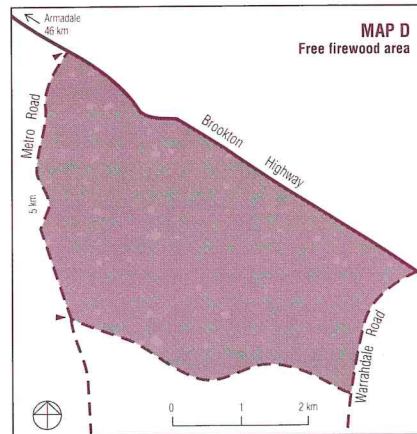
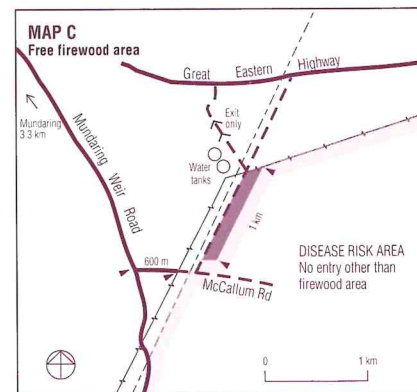
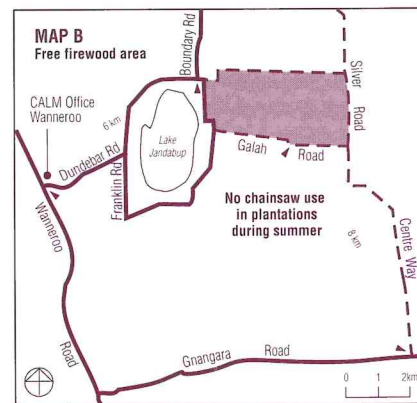
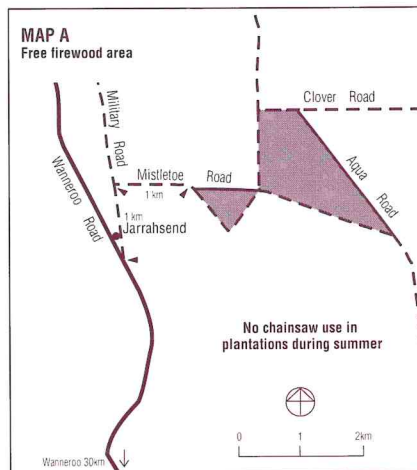


Department of Conservation and Land Management

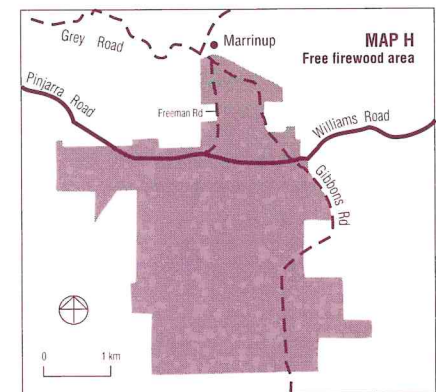
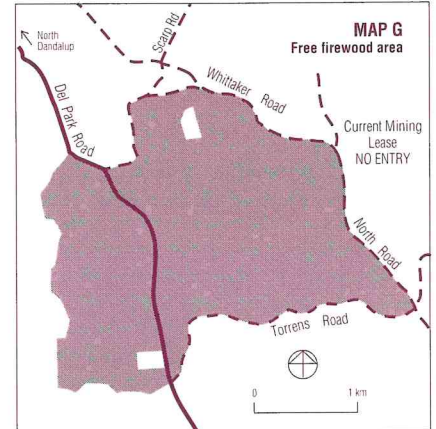
Free Firewood Areas

In Free Firewood Areas you can collect your limit of one 6' x 4' trailer load (½ tonne) for no charge.

There is no guarantee that quality firewood will be available for the whole season in Free Firewood Areas. The Fee Payable Areas are a more reliable source for your firewood.



There is a ½ tonne limit for all firewood areas.
A ½ tonne = a modestly loaded 6'x4' trailer



ADVERTISEMENT

Perth

OUTDOORS

If you only buy one book about Perth, it has to be this one! *Perth Outdoors* is the best guide to getting out and enjoying nature around Perth. For only \$19.95, you get descriptions of almost 300 picnic spots from Lancelin to the Peel Inlet, and from Rottneet to the Great Southern Highway. You'll find scenic drives, heritage trails, a plant calendar, and special feature articles — on bird migration, banksias, whales, wildflowers and much more!

Available at major booksellers or direct from CALM.

Department of Conservation and Land Management mail orders: (09) 367 0333

'It may be the best book about Perth you will ever buy!'

Fee Payable Areas and firewood merchants

Fee Payable Areas

The wood in Fee Payable Areas is higher in quality and quantity than in Free Firewood Areas.

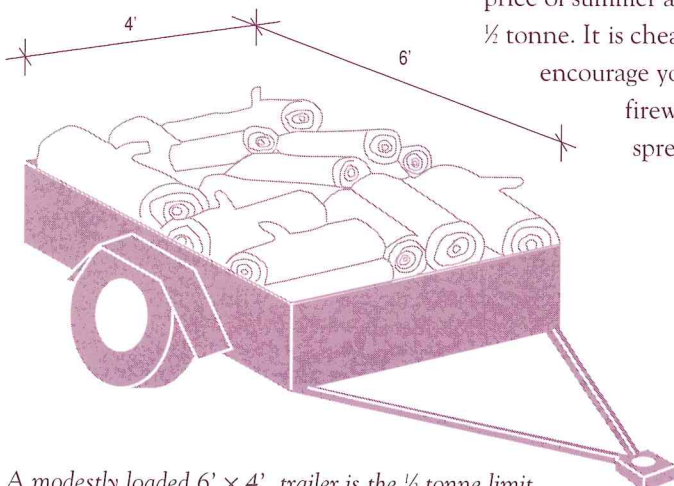
Fee Payable Areas have fallen firewood from thinning operations and require a \$7.00 permit for each 6' x 4' trailer load to recoup the costs of CALM supervision. Permits must be carried in your vehicle.

Permits and maps for fee payable areas are available from CALM offices in Kelmscott, Mundaring, Dwellingup and Como. Permits for area 6 can only be purchased from the Dwellingup office (weekdays).

Your Checklist

- Plans
- Fee receipt (for Fee Payable Areas)
- Trailer or ute
- Wheelbarrow
- Chainsaw
- Safe footwear and clothing
- Ear plugs and first aid kit
- Rubbish bag

Sometimes people destroy or remove Firewood Area location signs. If you find that signs are missing or destroyed please let us know at the nearest CALM office and they will be replaced as soon as possible.



A modestly loaded 6' x 4' trailer is the 1/2 tonne limit

Things you need to know

- Only collect wood that is on the ground. Cutting standing trees is dangerous to yourself and adjacent vegetation and is illegal.
- The limit is one 6' x 4' trailer load (1/2 tonne).
- Firewood that you collect *cannot be sold*. A special licence must be granted to sell firewood.
- Keep your vehicles on graded roads so that you won't spread dieback and damage vegetation. Take a wheelbarrow to move wood to your trailer or ute.
- It is illegal to have firearms in State forest, timber reserves, national parks and nature reserves.
- If you picnic please don't light fires on the ground. Take your rubbish home with you.
- Wildflowers are for all to enjoy so picking is illegal.
- Some Shires have noise abatement regulations including prohibitions on the use of chainsaws on Sunday. Compliance with these regulations is your responsibility.

Firewood areas in winter

CALM also sets aside Fee Payable Areas in winter which are twice the price of summer areas ie. \$14.00 for a 1/2 tonne. It is cheaper in summer to encourage you to collect firewood when dieback spread is less likely.

ADVERTISEMENT

FIREWOOD MERCHANTS

ALL SUBURBS WOODYARD

Suppliers of quality firewood. Dry jarrah, chopped jarrah, dry mill ends, mallee roots. Prompt delivery or self service. Lot 3 Kelvin Rd, ORANGE GROVE. Ph: 4597666 or 4597391

DIRECT WOOD SUPPLY AND GARDEN CENTRE

Split dry jarrah, mallee roots, mill ends. Tonne - trailer, ute - bags. Free trailer use. Cnr Welshpool Road & Selspar Rd, WELSHPOOL. Ph: 4519436

HOTLINE FIREWOOD

Dry jarrah, bushwood, mill ends, off cuts. Free local delivery, free trailer use. Bags, self service. 74 Norma Rd, MYAREE. Ph: 3171664 or 018 919388

KELLY'S WOODYARD

Genuine weighed loads, free trailer use, pick up or delivery. Bags or bulk. Beechboro Rd between Victoria and Coast Rd, BEECHBORO. Ph: 377 5586

KELMSCOTT GARDEN SUPPLIES

Trade & retail garden supply needs & firewood. Open 7 days. 203 Railway Ave, KELMSCOTT. Ph: 495 1416

LEEMING FIREWOOD SUPPLY

Dry bushwood, millends. Pick up or immediate delivery. Free trailers available. Open 7 days. 184 Dundee St, LEEMING. Ph: 310 1021

METROPOLITAN FIREWOOD

Dry seasoned firewood, coal and coke, genuine weighed loads. Lot 6 Boundary Rd, KENWICK. Ph: 4592952

PIERI TIMBER SUPPLIES

Firewood - A1 bush wood. Bulk or retail. Free delivery for local area. Free trailer use. Trailers/bags - you pick up. Lot 6 Swan St, HAZELMERE. Ph: 2742068

WALLISTON FIREWOOD AND TREE LOPPING

Quality split jarrah. Free delivery - hill area. Free quotes for lopping. 21 Raymond Rd (industrial area), KALAMUNDA. Phone 2917402 or 2916371 a/h

Burning questions

What timber is best?

All dry or seasoned wood produces about the same quantity of heat per tonne. The differences are density of wood, ability to burn freely, amount of ash, sparks, smoke produced and ease with which logs can be split.

The common firewoods available near Perth are:

Pinaster pine: readily available and burns well with moderate ash production. A fast drying and low density wood, very easy to split and used extensively for firewood.

Marri: medium to high density wood that burns freely. Medium amount of ash produced and is moderately easy to split.

Wandoo: high density wood that burns slowly. It produces low to medium amount of ash. It is moderately easy to split when 'green' but is difficult when it has dried out.

Jarrah: A medium to high density wood. It produces some sparks, produces low to medium amount of ash and is moderately easy to split.

Is smoke from wood-burning a serious problem?

When burning incorrectly, wood fires can emit smoke, soot, odours and a range of toxic compounds. Smoke means air pollution! Studies have shown that wood smoke has the same harmful properties as tobacco smoke in similar concentrations, so it is important to use appliances in a way which minimises smoke emission.

Saving money

You can reduce your heating costs by insulating your home, closing doors and drawing your curtains to conserve the heat from your fire. You should always have some fresh air flowing into the room in which your heater is located to provide air for combustion.

Guidelines for successful burning

- Always burn dry, well-seasoned wood.
- Obtain firewood in early summer to allow it time to air dry and in winter store wood under cover. Loosely stack your wood off the ground in a criss-cross fashion to allow the air to circulate freely.
- When starting your fire, use kindling wood, firelighters or paper to light the fire then add larger pieces of wood. The air controls should be left fully open for at least thirty minutes, as a hot fire will heat the stove quickly allowing it to burn the wood completely and cleanly.
- Every time you add wood to your fire, open the air controls, then add your wood. After 10 - 20 minutes when all the wood is burning properly, you may then turn down the controls to give a comfortable fire.

What value is dead timber to nature conservation?

Living trees and both standing and fallen dead wood are essential parts of the complex web of nature that supports life.

Trees protect soils, provide shelter for animals and enhance the urban and rural landscape. Dead wood left in the bush provides nest sites for birds, hollow logs to shelter native mammals, lizards and insects and a habitat for other organisms such as lichens and fungi.

Every tree is a habitat in itself and its use as firewood destroys both the habitat and the wildlife which depend on that habitat. To protect these values of the forest, firewood can only be collected from designated areas leaving other areas for nature conservation. Within the firewood areas it is important to leave standing trees whether dead or alive.

CALM offices in the Swan Region

Kelmscott	
3044 Albany H'Way	8.30-4pm Mon-Fri
Tel. 390 5977	10.00-3pm Sat,Sun
Wanneroo	
980 Wanneroo Road	8.30-4pm Mon-Fri
Tel. 405 1222	
Mundaring	
Mundaring Weir Road	8.30-4pm Mon-Fri
Tel. 295 1955	
Jarrahdale	
George Street	8.30-4pm Mon-Fri
Tel. 525 5177	
Dwellingup	
Banksiadale Road	8.30-4pm Mon-Fri
Tel. 538 1078	
Como	
50 Hayman Road	8.00-5pm Mon-Fri
Tel. 367 0333	