

# LIBRARY

Department of Biodiversity,  
Conservation and Attractions

This PDF has been created for digital preservation. It may be used for research but is not suitable for other purposes. It may be superseded by a more current version or just be out-of-date and have no relevance to current situations.



## The Visitor Centre

The Visitor Centre of the Department of Conservation and Land Management (CALM) provides information on things to see and do at Monkey Mia to get the most out of your visit. Services include:

- ❖ Informative videos and displays about dolphins, other sea life and the World Heritage Area (check the notice board for daily viewing times);
- ❖ Postcards, books, information sheets, audio and video tapes, film and souvenirs for purchase;
- ❖ A booking service for local tours.

## Beachfront Boardwalk

Along the beachfront a wheelchair-accessible boardwalk has been built by CALM and the Monkey Mia Dolphin Resort. This path links the resort and the Dolphin Visitor Centre to the beach and the jetty.

## Swimming

Visitors are free to swim in Monkey Mia's tranquil waters, except inside the Dolphin Interaction Area. If dolphins swim to where you are, enjoy their company but for your own safety do not attempt to touch or disturb them.

## Boat Tours

Two catamarans offer several 1 to 3 hour tours of the waters off Monkey Mia to see dolphins, dugongs and other marine creatures. The Blue Lagoon glass bottom boat conducts tours of a nearby pearling lease. Deep sea fishing charters are also available. Tickets are available from the Visitor Centre and boats depart from the jetty.

## Explorer's Walk Trail

This is a relatively easy walk of about 1.5 km. Allow an hour at a comfortable pace. The best time to take the walk is early morning or late afternoon when the bush birds are active. Please stay on the walk trail as the fragile environment is easily damaged and eroded. The trail has a number of interesting features including a small cave used by Aboriginal people more than 1000 years ago, a bird hide overlooking a small dam, a lookout that provides views of Red Cliff Bay and Monkey Mia Lagoon and a diversity of plants and animals of the coast and arid lands of the Shark Bay Region. Look for the thick-billed grass-wren, which has become extinct elsewhere in Western Australia.

## Monkey Mia Dolphin Resort

The Monkey Mia Dolphin Resort is a private venture. Guests of the Resort need to pay the entry fee to use the facilities on the Reserve. Day visitors to the Reserve are welcome at the Resort cafe and shop.

### VISITOR FEES



Funds from visitor fees assist in the management of the Reserve and Visitor Centre, the protection of the dolphins and the provision of visitor facilities.

### FURTHER INFORMATION

Monkey Mia rangers are keen to help make your visit enjoyable and informative. If you require information or assistance, please ask the ranger or visit or contact the Monkey Mia Visitor Centre on  
Ph: (08) 99481 366 or Fax: (08) 99481 512.

4293-0998-60M

# Monkeymia DOLPHIN magic



PAM02966

DEPARTMENT OF CONSERVATION AND LAND MANAGEMENT  
SHIRE OF SHARK BAY



## the Monkey Mia Experience

Monkey Mia Reserve, in Shark Bay's World Heritage Area, is a landscape of contrasts from the red windblown sand dunes of the arid hinterland to the white beaches and sparkling ocean waters. It is a place where people can observe the wildlife and experience the heritage of Monkey Mia. More importantly, it is the place of a rare and special experience — where dolphins interact and share their natural environment with visitors.

## Meeting the Dolphins

A Dolphin Interaction Area has been established so the dolphins can swim without being disturbed by swimmers and boats. Here you can observe dolphins in close proximity as they come within metres of the shore.

Up to three adult female dolphins and their calves visit the beach most days. More than 70 other dolphins have been identified by researchers in the Monkey Mia area. About a dozen of these dolphins visit irregularly and venture quite close to the shore.

Dolphins are wild animals and their behaviour is unpredictable. To ensure a pleasant interaction with them, please follow these simple guidelines:

- ◆ Follow the directions of the rangers
- ◆ Stand knee deep in the water
- ◆ Wait for the dolphins to approach you
- ◆ Touch the dolphins only on the flanks, avoiding the head, blowhole and tail
- ◆ Watch for signs of a dolphin becoming agitated or stressed

A ranger may ask you to leave the water if a dolphin is acting aggressively. Parents are asked to accompany their children while they are in the water with the dolphins.

## Feeding the dolphins

There are many visitors to Monkey Mia, but only a few are chosen to feed a dolphin.


A feeding procedure has been developed to ensure the dolphins do not become dependent on the fish supplied. It is vital that they continue to forage for food so they continue to live as wild animals.

Dolphins are only fed under ranger supervision with fresh fish. Depending on when the dolphins visit, they are generally fed up to three times daily between 8am and 1pm. Each dolphin is fed up to 2kg of fish per day which is around one third of their daily requirements.

Please remain calm and attentive to the ranger's instructions when the dolphins are being fed. To ensure the Monkey Mia experience continues, feeding dolphins from boats is not permitted. Neither is beach feeding outside the Dolphin Interaction area. It is an offence under the Wildlife Conservation Act to feed dolphins in the Shark Bay Marine Park outside of ranger supervision.

To care for the dolphins' health and well-being:

- ◆ Please refrain from using sunscreen on your legs before entering the water. Sunscreen lotions can irritate dolphin eyes.
- ◆ Pets are prohibited from the Dolphin Interaction Area.



## Things to see and do

### Key:

1. Entry station
2. Dolphin Interaction Area
3. Swimming
4. Boat trailer parking
5. Boat ramp
6. Visitor Centre
7. Resort Cafe
8. Public Toilets
9. Start of Walk Trail
10. Car/bus parking
11. Jetty
12. BBQ Area
13. Resort Shop

