

LIBRARY

Department of Biodiversity,
Conservation and Attractions

This PDF has been created for digital preservation. It may be used for research but is not suitable for other purposes. It may be superseded by a more current version or just be out-of-date and have no relevance to current situations.

NATIVE T ♦ R ♦ E ♦ E ♦ S

of

DRYANDRA

and

NEARBY DISTRICTS

by

Ken Wallace



DEPARTMENT OF CONSERVATION AND LAND MANAGEMENT

Acknowledgements

Many people assisted with the production of this key.

I would like to thank CSIRO (Australia) for their approval to use the diagrams of eucalyptus buds and fruits taken from the book *Eucalyptus Buds and Fruits* published by the Forestry Bureau in 1968.

Other illustrations were drawn by Sue Patrick (Figures 18-20, 22-27, 29, 32-33) and Margaret Pieroni (Figures 21, 28, 30-31, 34), and Figure 1 was prepared by Bob Symons.

The document was typed by Barb Kennington and designed by Steve Murnane.

Comments by Ken Atkins, Brad Bourke, Roger Edmiston, Mal Graham, Steve Hopper, Penny Hussey and Neville Marchant greatly improved the text.

Ken Wallace

Introduction

Dryandra State Forest is about 20 kilometres to the north-west of Narrogin (Figure 1).

While plantations of brown mallet in the forest support a local timber industry, nature conservation is the area's primary value.

Dryandra contains the largest area of native woodlands on the western edge of the wheatbelt, and it provides habitat for a number of rare animals including the numbat.

Trees described in this guide are those most commonly found in Dryandra and the area shaded in Figure 1.



Further Reading

The books and articles listed below provide further information on the trees described in this key.

BENNETT, E.M. (1982). A guide to the Western Australian she-oaks (*Allocasuarina* and *Casuarina* species). *The Western Australian Naturalist* 15 (4): 1-77.

BLACKALL, W.E. and GRIEVE, B.J. *How to Know Western Australian Wildflowers, Parts I-IV*. University of Western Australia Press, Nedlands.

BROOKER, M.I.H. and KLEINIG, D.A. (1990). *Field Guide to Eucalypts, Volume 2 (South-Western and Southern Australia)*. Inkata Press Pty Ltd, Melbourne.

CHIPPENDALE, G.M. (1973). *Eucalypts of the Western Australian Goldfields (and adjacent wheatbelt)*. Australian Government Publishing Service, Canberra.

ERICKSON, R., GEORGE, A.S., MARCHANT, N.G., and MORCOMBE, M.K. (1973). *Flowers and Plants of Western Australia*. Reed, Frenchs Forest.

GARDNER, C.A. (1979). *Eucalypts of Western Australia*. Western Australian Department of Agriculture Bulletin 4013.

GEORGE, A.S. (1984). *An Introduction to the Proteaceae of Western Australia*. Kangaroo Press, Kenthurst.


GEORGE, A.S. (n.d.). *The Banksia Book*. Kangaroo Press in association with the Society for Growing Australian Plants (NSW) Ltd.

continued

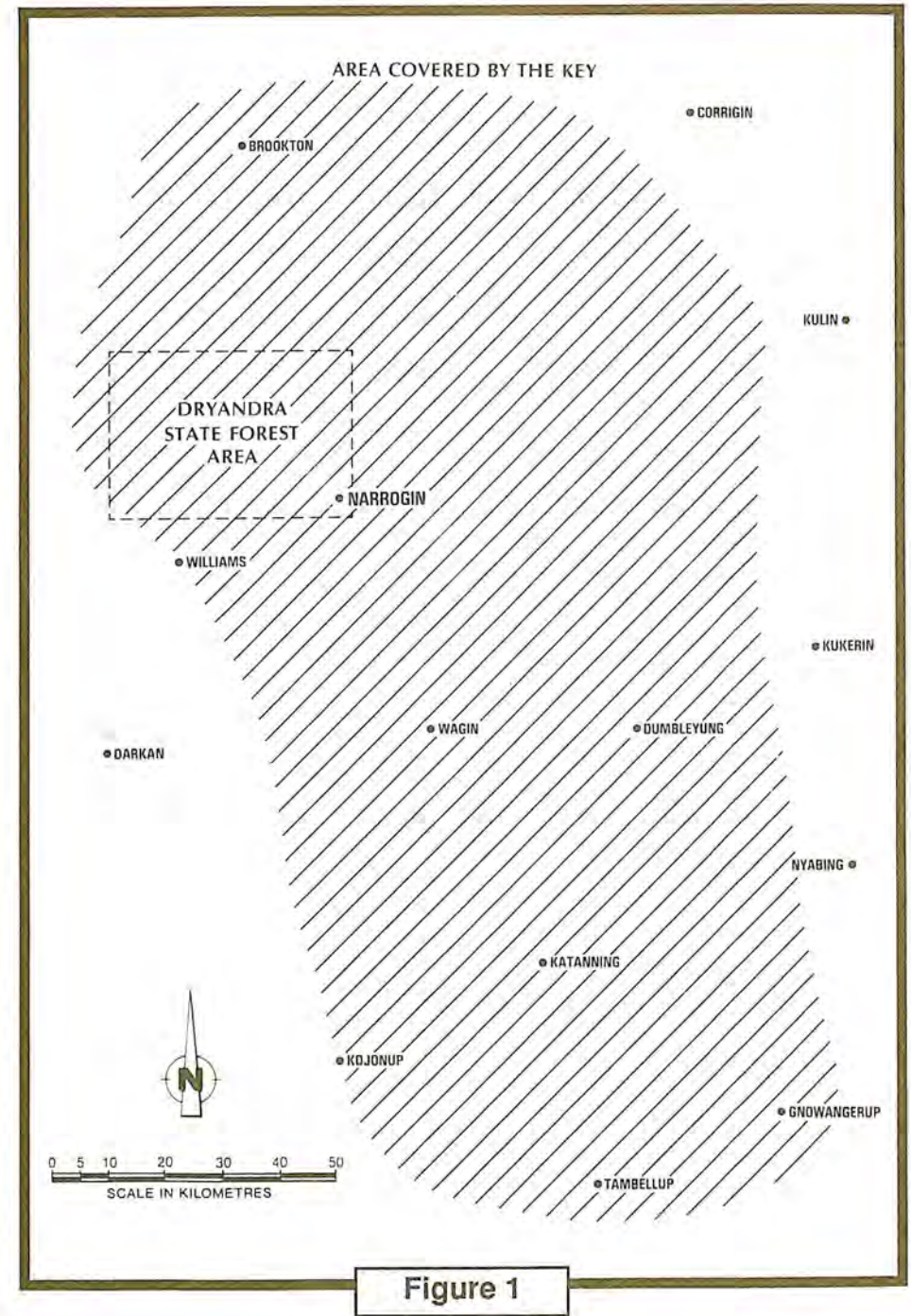
- b) small trees which rarely grow in white or grey sand and which never flower in summer. Flowers produce seed pods which may be found on the ground after seeds have been released

.....various species of wattles (*Acacia species*)

Figure 34



One of the more common is jam (*Acacia acuminata*), which can be separated from the others by the presence of a whitish, furry edge along the leaf - you will have to look very closely to see this, and it is more obvious on new leaves.



In an area with every variation in form between shrubs, trees and mallees, it is necessary to define what is meant by these terms.

For our purposes, I have used the following definitions.

- (a) A **shrub** is formed by a series of branches which divide from the main stem very close to or at ground level (Figure 2).
- (b) A **mallee** is a type of eucalypt (a plant whose crushed leaves smell of eucalyptus oil, sometimes called gums) which sends up many stems from an underground mallee root (Figure 3).

In fact the mallee root is a specialised part of the stem, called a lignotuber, which may be over a hundred years old - but that is another story!

A number of eucalypts grow as both trees and mallees.

- (c) A **tree** has a well defined trunk or main stem which generally does not branch for at least 0.5 metres above the ground (Figure 4).

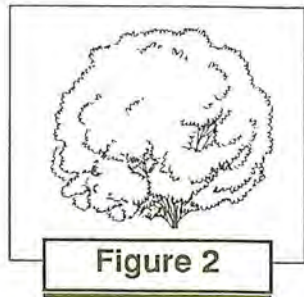


Figure 2

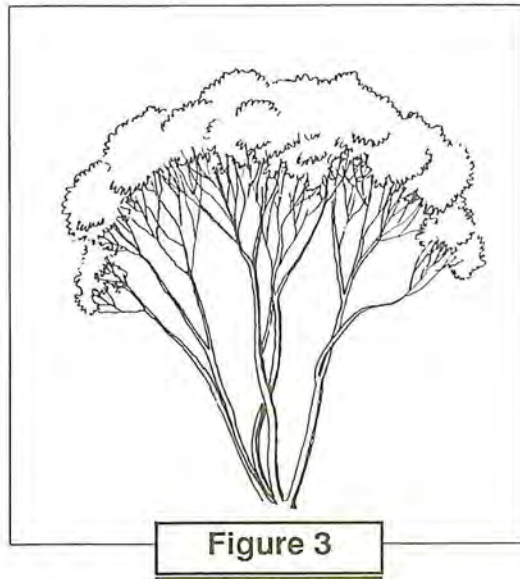


Figure 3

The KEY

- 29. a) small tree growing in grey or white sand, flowers during summer, produces fruit with papery wingsChristmas tree (*Nuytsia floribunda*)

Figure 33

(continued overleaf)

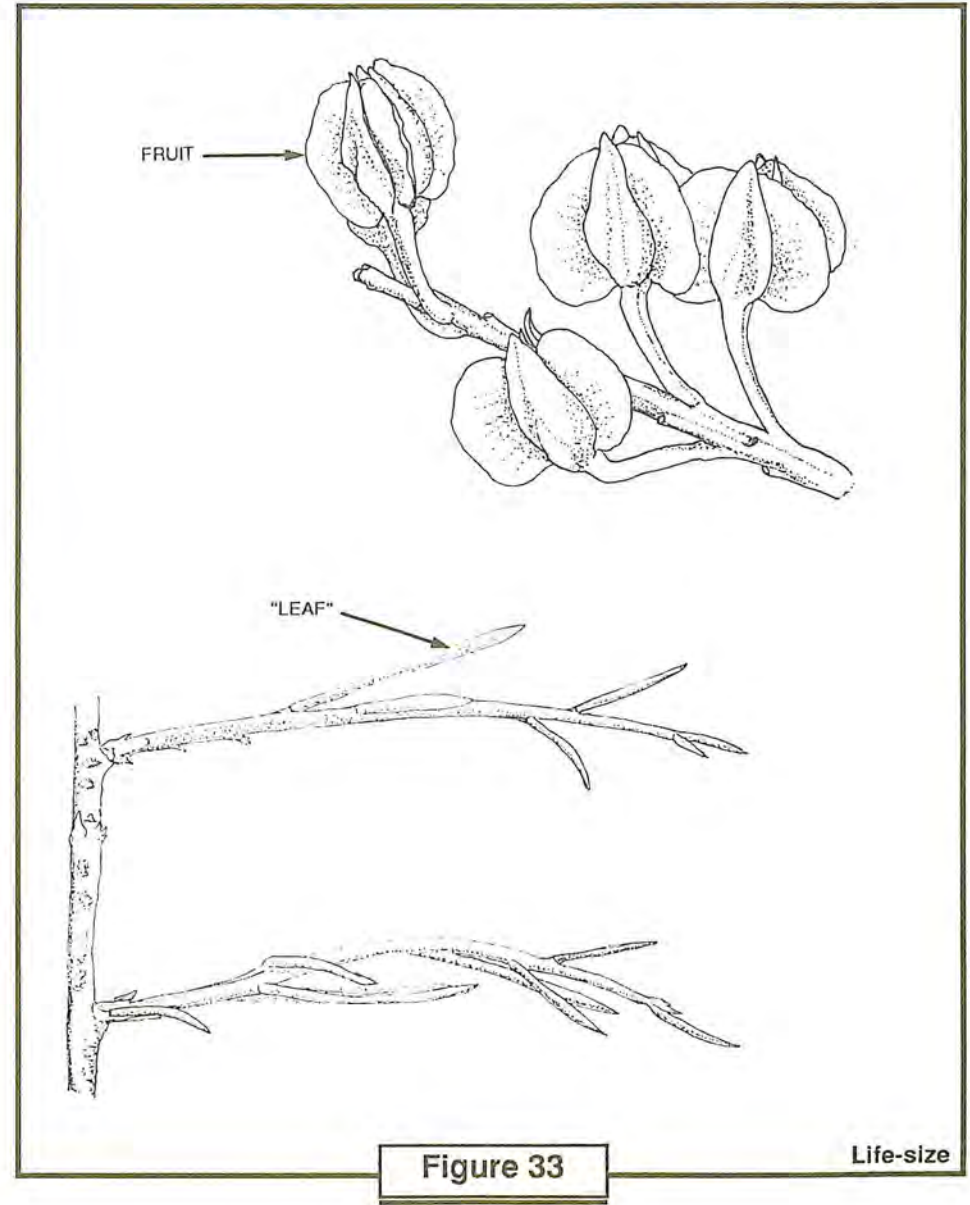


Figure 33

Life-size

continued

b) plant is not "weeping"quandong (*Santalum acuminatum*)

Figure 32



Figure 32

Life-size




Figure 4

Identification

T here are many ways to identify plants. Here I have used a key - the most common method - to separate the different tree types.

A key is a set of alternative questions. Only one of these alternatives will fit a particular tree or group of trees, and after following a sequence of questions you will arrive at the correct identification for a specific tree. Perhaps the best way to learn the key is to use it to identify a tree you already know.

When using the key, remember to start with question 1 and answer "a" or "b". Your tree will fit one of these choices. Then, follow the directions to other parts of the key and choose the answers which fit the particular tree you are trying to identify. The diagrams will help you to check your identifications.

A few tips before you try the key. Firstly, rough-barked trees have rough, fibrous or flaky bark completely covering the stem between the ground and the first branches. Some trees have rough bark extending along all branches to the foliage. Jarrah (*Eucalyptus marginata*) is a good example of one of these.

Smooth-barked trees, like mature wandoo or white gum (*Eucalyptus wandoo*), may have some flaky bark along the stem, but mostly the stem is smooth to touch.

In many cases the fruit (which contain seed) or flower buds help to identify a tree. Figures 5 to 17 are fruit (or nuts) and flower buds of some trees from the eucalypt group. If the fruit and buds are too high to see, then look on the ground for old ones which have dropped. Be careful if there are two or more different types of trees occurring together - you may mismatch trees, fruit and flower buds!

Finally, identifying the smell of freshly crushed leaves is important in the first part of the key. If leaves are out of reach, then look for fresh leaves which have fallen onto the ground. Even old leaves retain some odour, but be careful - the smell in these is very weak. For those who have not experienced the smell of eucalyptus oil, it is often used in cough lollies and mixtures, and some disinfectants.

The KEY

28. a) plant has a "weeping" habit

.....weeping quandong (*Santalum murrayanum*)

Figure 31

(continued overleaf)

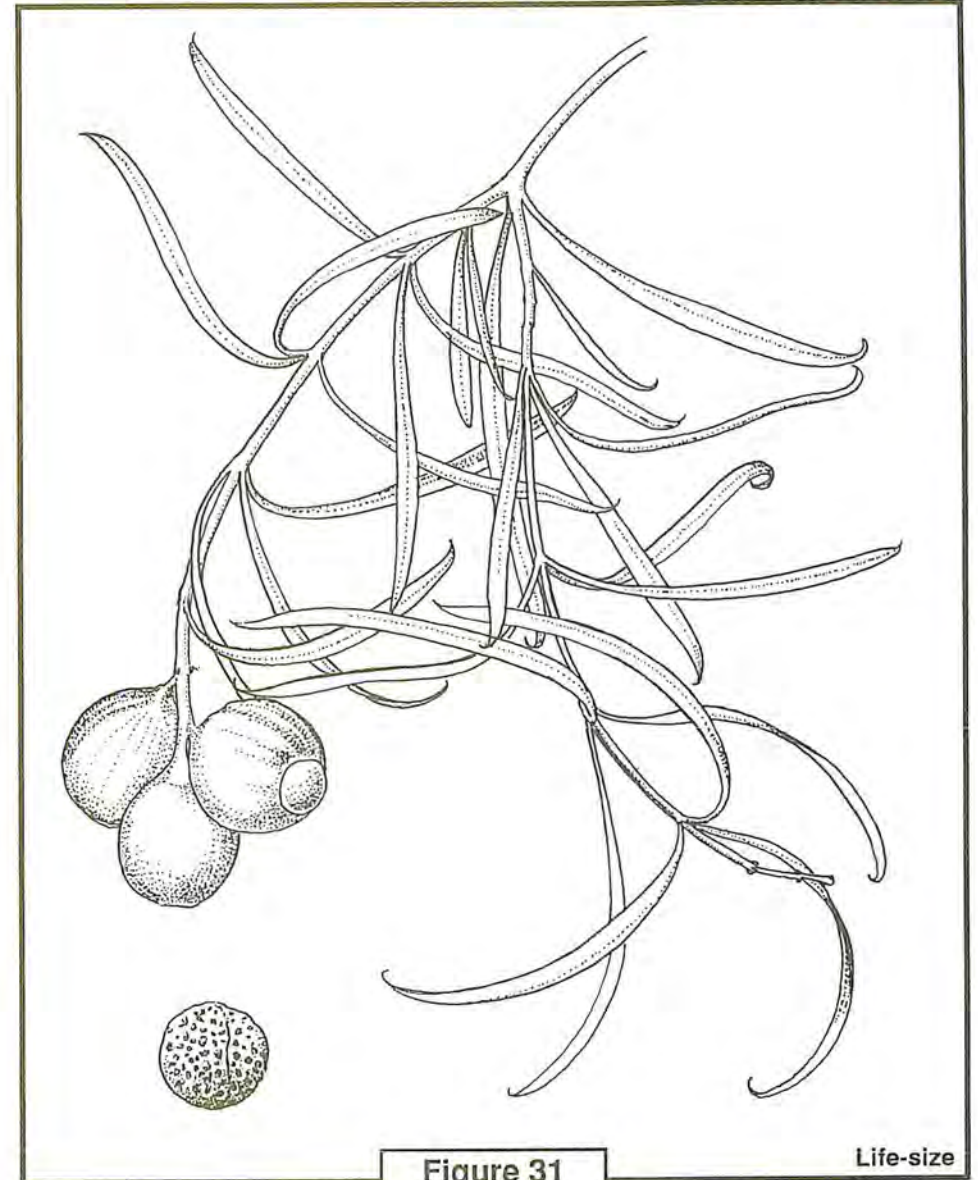


Figure 31

Life-size

continued

27. a) fruit (with flesh removed) is a smooth nut
sandalwood (*Santalum spicatum*)
 Figure 30

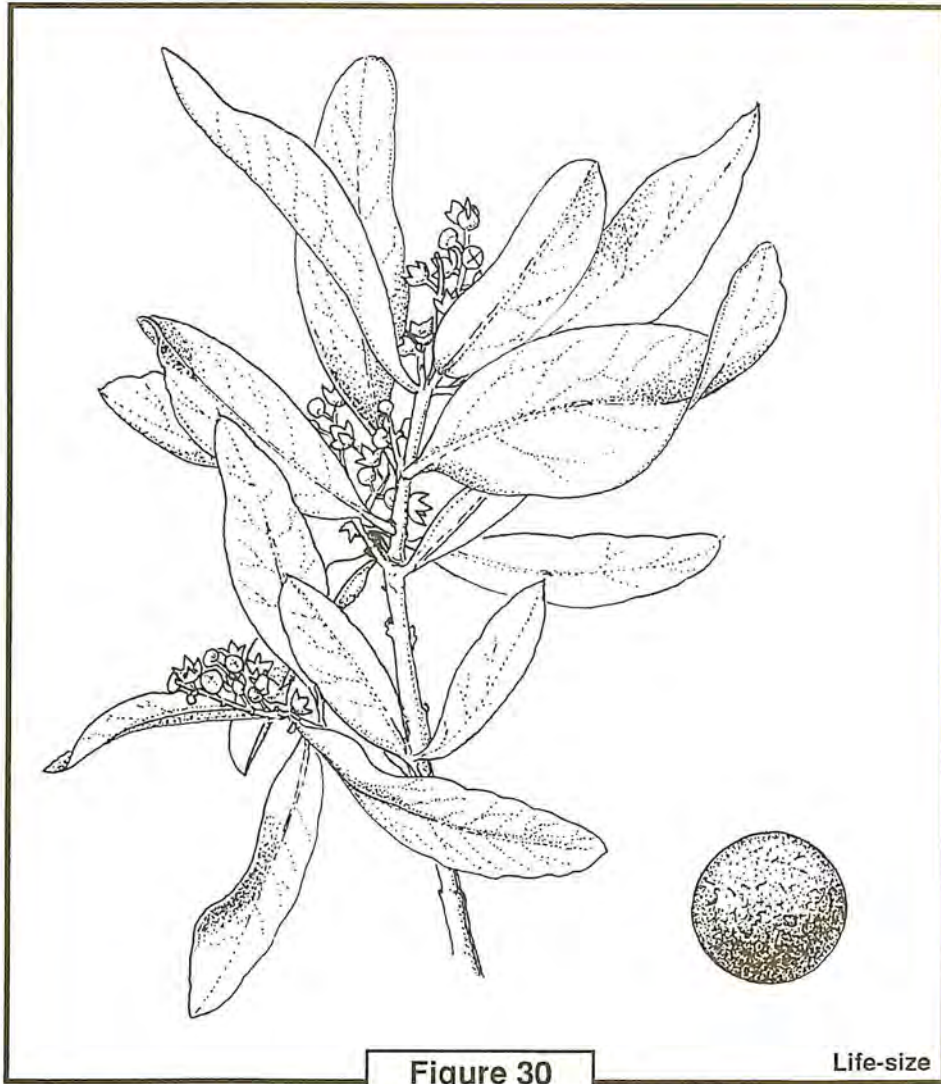


Figure 30

Life-size

- b) fruit (with flesh removed) is pitted and roughgo to 28.

The KEY

1. a) the crushed leaves of the tree smell of eucalyptus oil; flower buds with a cap, and fruit bell-like (see Figures 5-17): eucalyptus groupgo to 2.
 b) the crushed leaves never smell of eucalyptus oil, although the paperbarks and weeping pittosporum have strongly scented leaves; flower buds do not have a capgo to 14.
2. a) bark of adult tree is rough (jarrah, marri, york gum, morrel, flooded gum and yate)go to 3.
 b) bark of adult tree is smoothgo to 8.
 (Note: quite tall, young wandoos have rough bark)
3. a) mature leaves are shinygo to 4.
 b) mature leaves are dull, sometimes only on one sidego to 6.
4. a) tall, straight-stemmed trees, with the first branches over 2 m from the groundgo to 5.
 b) rarely straight-stemmed, and first branches usually occur less than 2 m from the groundyork gum (*Eucalyptus loxophleba*)

Figure 5

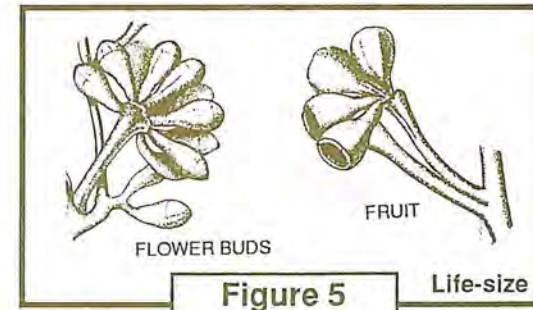
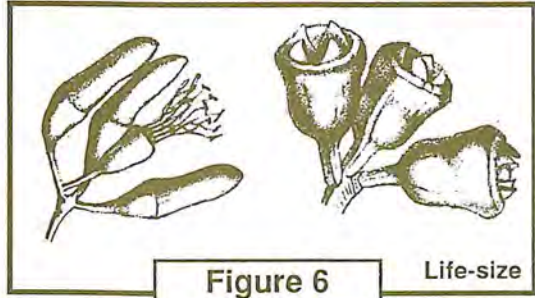


Figure 5

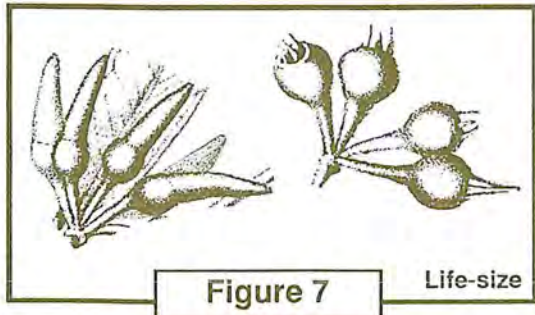
Life-size

The KEY

5. a) fruit prominently bell-shaped, growing only around lakes, clay-pans and water-courses. Found naturally from Wagin southwards
flat topped yate (*Eucalyptus occidentalis*)
 Figure 6

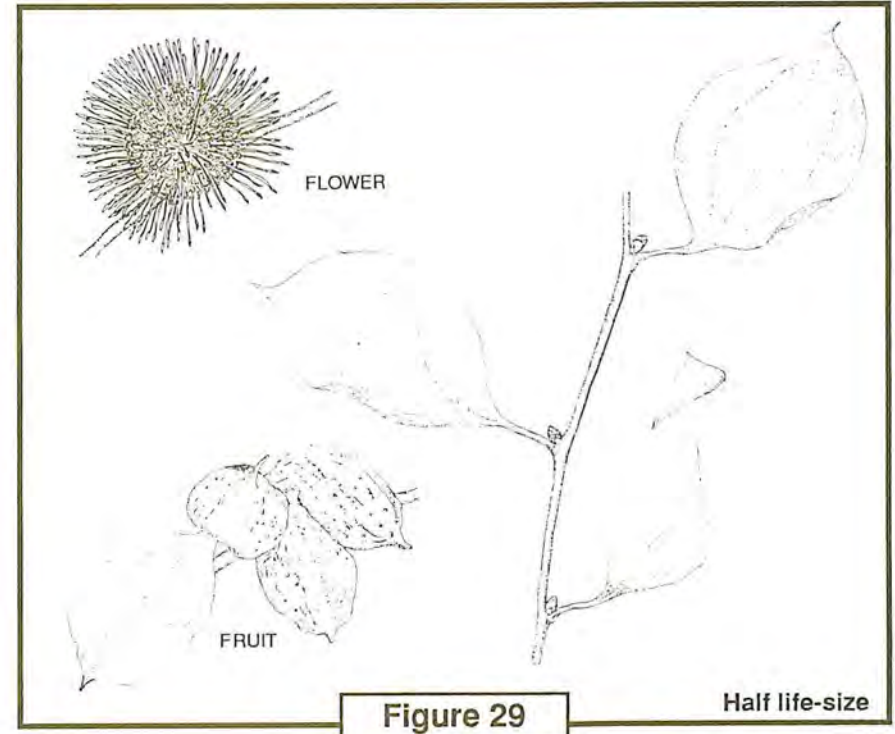


- b) fruit globular, not growing as above
red morrel (*Eucalyptus longicornis*)
 Figure 7



NOTE: bud caps are usually shorter in wheatbelt trees.

The KEY



26. a) fruit is a rounded nut, often found on the ground under the tree
go to 27.
 b) fruit has papery wings or a long, thin podgo to 29.

continued

- 24. a) fruit (nut) is woody, over 1.5 cm longgo to 25.
- b) fruit is not as abovego to 26.
- 25. a) fruit is pear-shaped, about 8 cm long; tree grows in yellow sand
woody pear (*Xylomelum angustifolium*)
 Figure 28

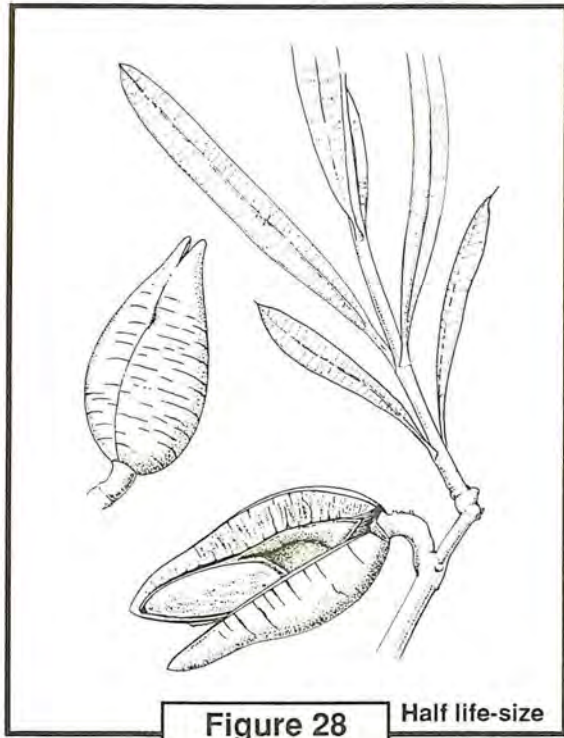


Figure 28 Half life-size

- b) fruit is not pear-shaped, less than 8 cm long
various hakea species, e.g. sea urchin hakea (*Hakea petiolaris*)
 Figure 29
 (see overleaf)

continued

- 6. a) fruit (nuts) of tree are very large, more than 2 cm long
marri (*Eucalyptus calophylla*)
 Figure 8

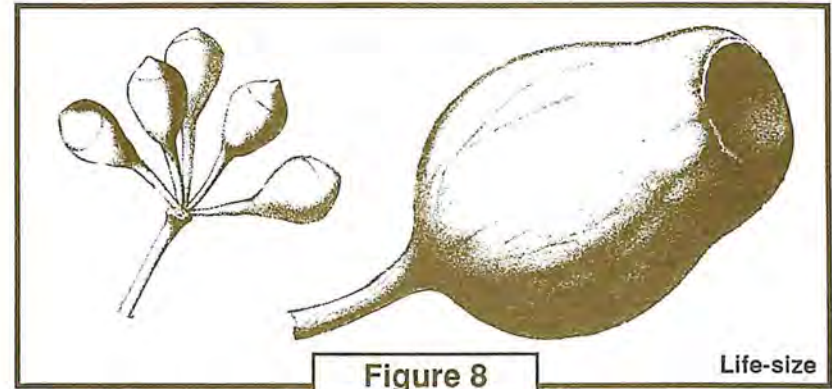


Figure 8

Life-size

- b) fruit less than 2 cm longgo to 7.
- 7. a) tree found on or near water-courses in loamy soil
flooded gum (*Eucalyptus rudis*)
 Figure 9

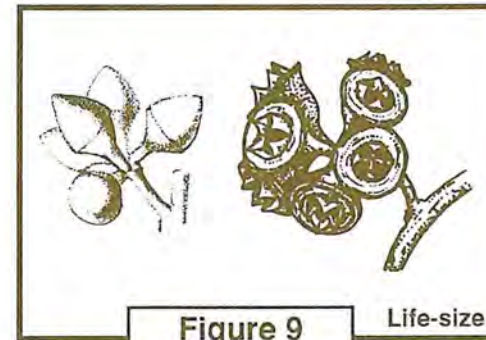


Figure 9

Life-size

- b) tree grows in sandy or gravelly soils on upper slopes and plateaux
jarrah (*Eucalyptus marginata*)
 Figure 10
 (see overleaf)

The KEY

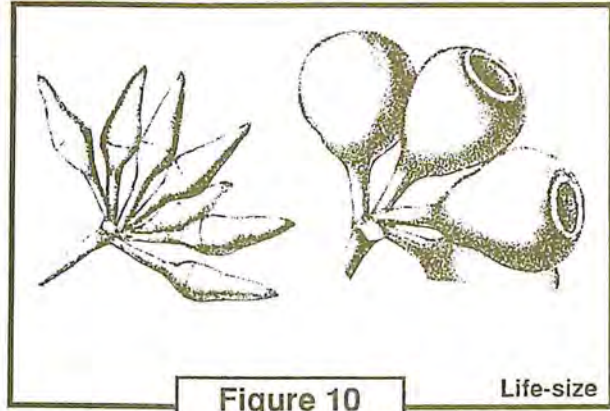


Figure 10

Life-size

- 8. a) very straight-stemmed trees growing on or near laterite (gravel) or ironstone breakaways and ridgesgo to 9.
- b) not as abovego to 11.
- 9. a) mature leaves shinybrown mallet (*Eucalyptus astringens*)
Figure 11

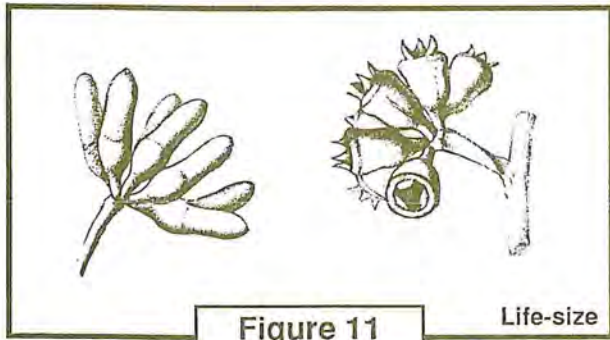


Figure 11

Life-size

- b) mature leaves dullgo to 10.

The KEY

- 23. a) crushed leaves have a sweet, scented smell, tree grows on loamy soils
.....weeping pittosporum (*Pittosporum phylliraeoides*)

Figure 27

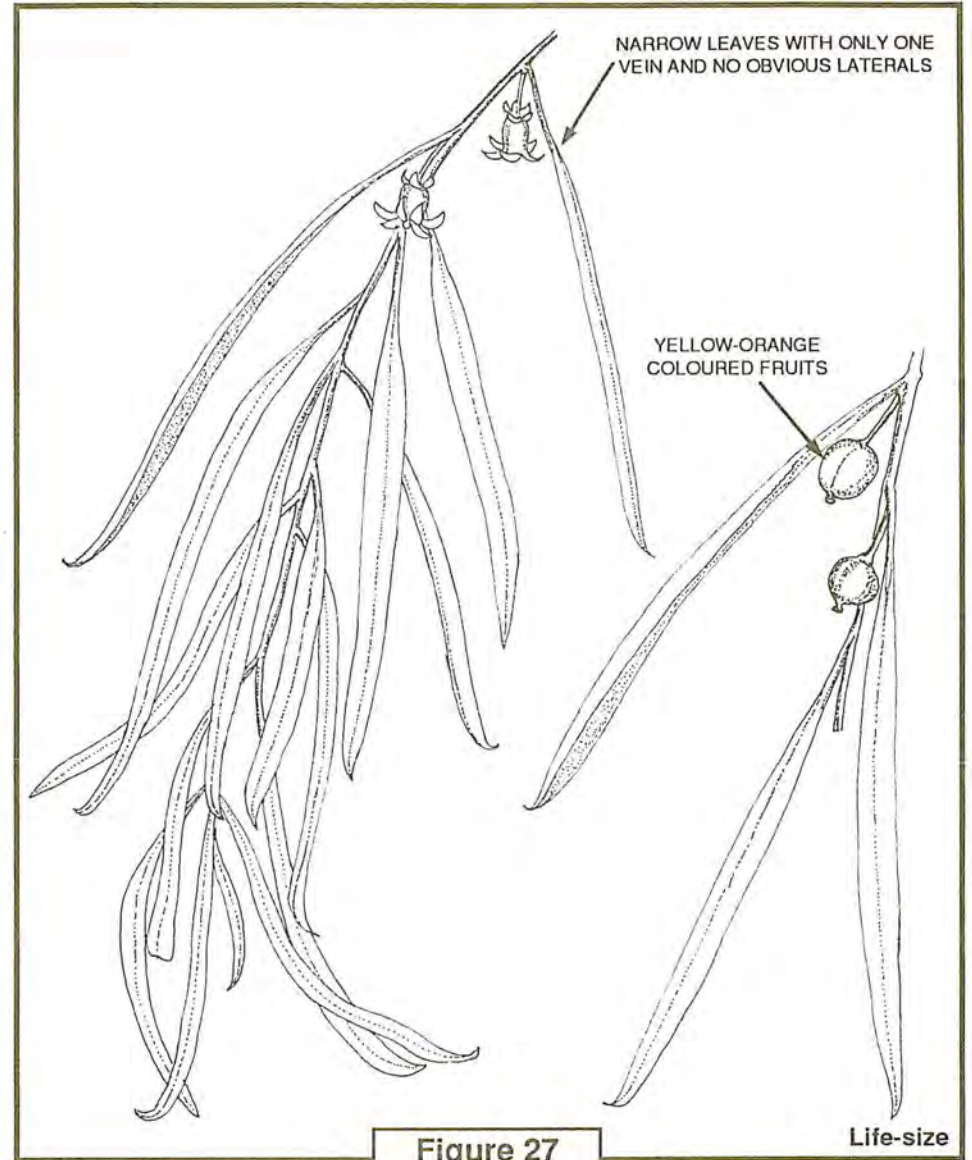


Figure 27

Life-size

- b) crushed leaves are not sweet-scentedgo to 24.

continued

b) underside of leaves are as pictured here:



flowering spikes are yellow, flowers are hairless

.....slender banksia (*Banksia attenuata*)

Figure 26




Figure 26

Half life-size

continued

10. a) leaves bluish green, fruit cylindrical ...blue mallet (*Eucalyptus gardneri*)
Figure 12

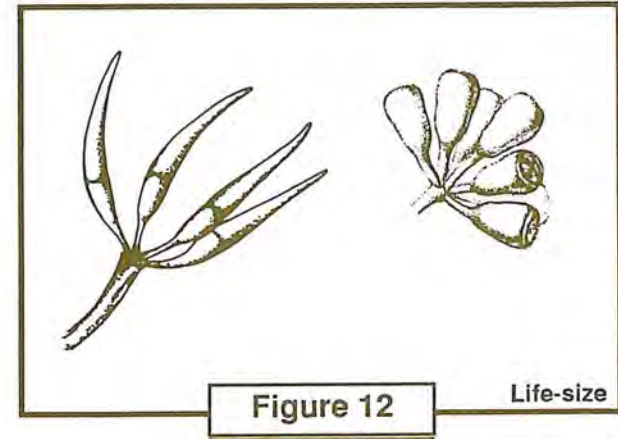


Figure 12

Life-size

b) leaves greyish green, fruit squatsilver mallet (*Eucalyptus falcata*)
Figure 13

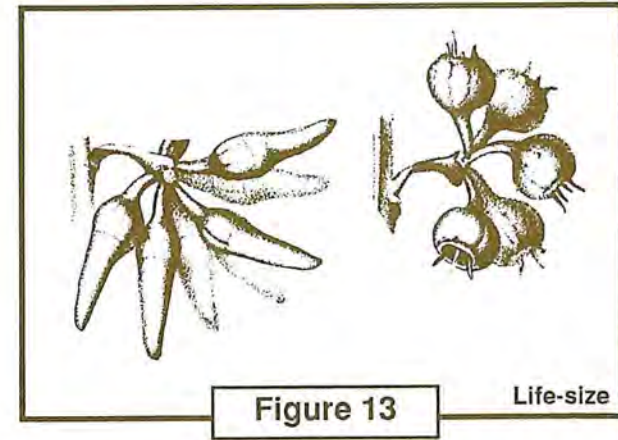
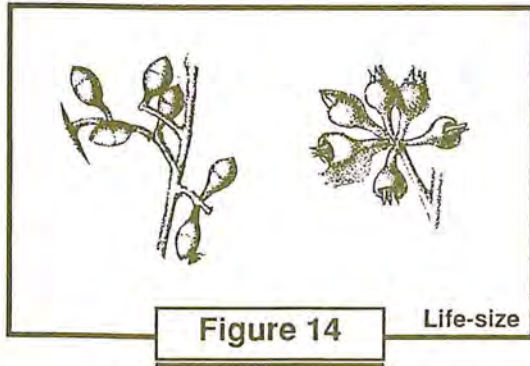


Figure 13

Life-size

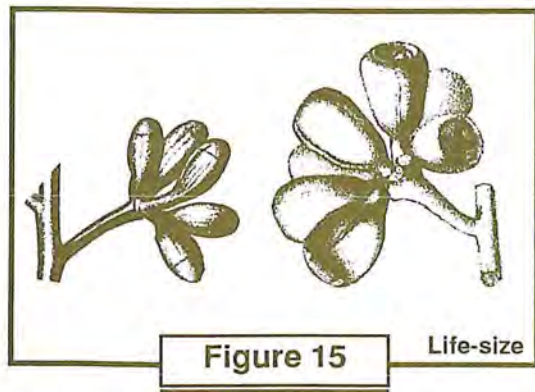
The KEY

11. a) mature leaves shinysalmon gum (*Eucalyptus salmonophloia*)
Figure 14



- b) mature leaves dullgo to 12.

12. a) bark surface powdery (if you rub the bark with your hand, it will be covered by talcum-like powder), usually grows on gravel slopes
.....powderbark wandoo (*Eucalyptus accedens*)
Figure 15




- b) bark not powderygo to 13.

The KEY

22. a) underside of leaves are as pictured here:




- flowering spikes are cream and gold, flowers are hairy
.....acorn banksia (*Banksia prionotes*)
Figure 25
(continued overleaf)



continued

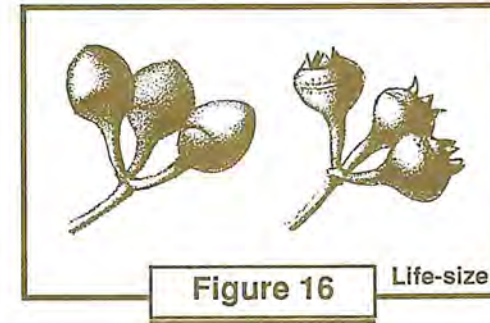
21. a) serrations along the edge of the leaf are very large, reaching to the middle of the leaf; leaf is larger than 3 cm wide
bull banksia (*Banksia grandis*)
 Figure 24



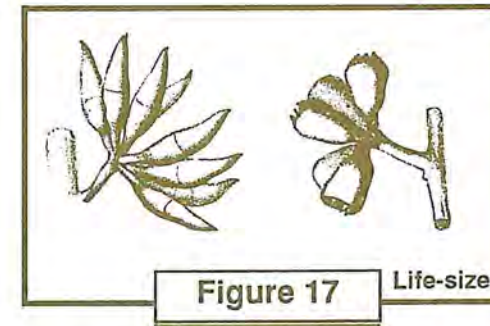
- b) serrations do not reach the middle of the leaf and the leaf is less than 3 cm widego to 22.

continued

13. a) small tree usually less than 4 m high, generally growing as an occasional tree among scrub on gravel plateaux
Drummond's gum (*Eucalyptus drummondii*)
 Figure 16



- b) tree usually greater than 4 metres high, generally growing as a woodland on hill slopes and valley flats ...wandoo (*Eucalyptus wandoo*)
 Figure 17



The KEY

14. a) bark peels in papery strips, tree grows around lakes and large water courses**paperbark** (*Melaleuca* species)

Figure 18

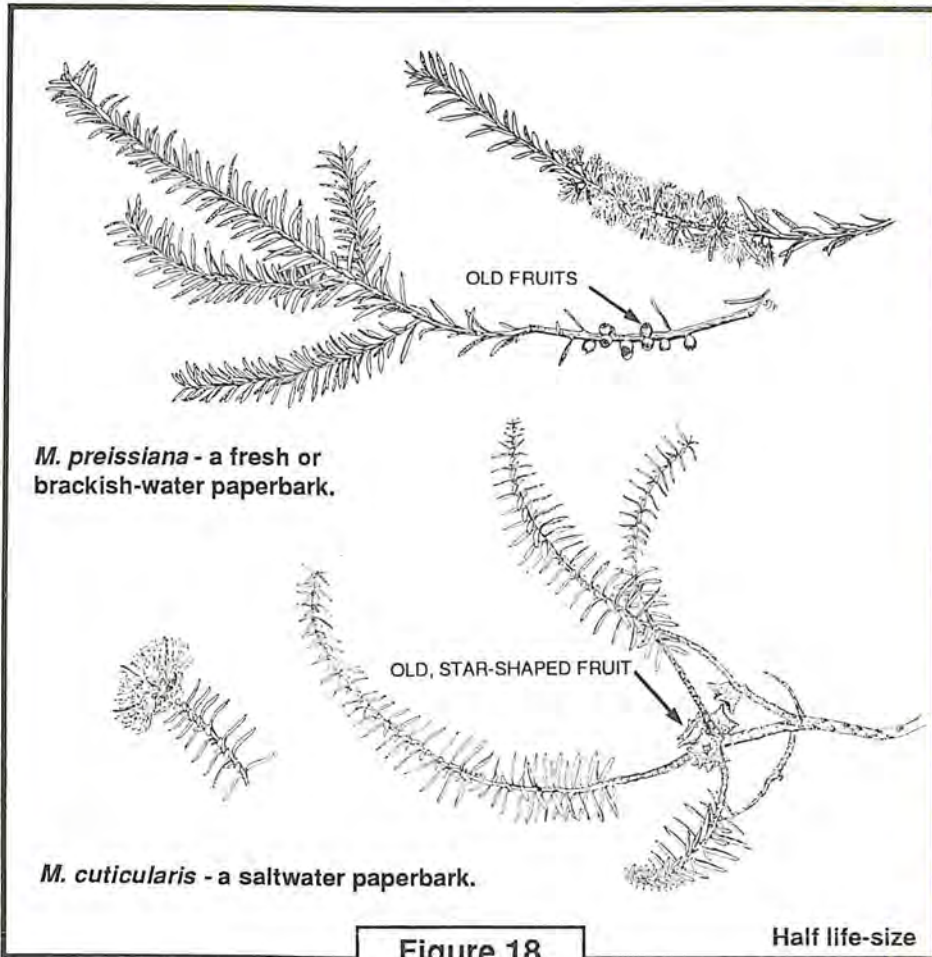


Figure 18

Half life-size

NOTE: The needle-leaved fresh or brackish-water paperbark, *Melaleuca raphiophylla*, may be found along watercourses in the southern and western part of the area.

- b) bark not paperygo to 15.
15. a) leaves needle-likego to 16.
 b) leaves flatgo to 19.

The KEY

19. a) edges of leaves are toothed or serratedgo to 20.
 b) edges of leaves are smoothgo to 23.

20. a) flower heads are more than 10 cm long (banksias)go to 21.
 b) flower heads are less than 5 cm long**parrot bush** (*Dryandra sessilis*)

Figure 23

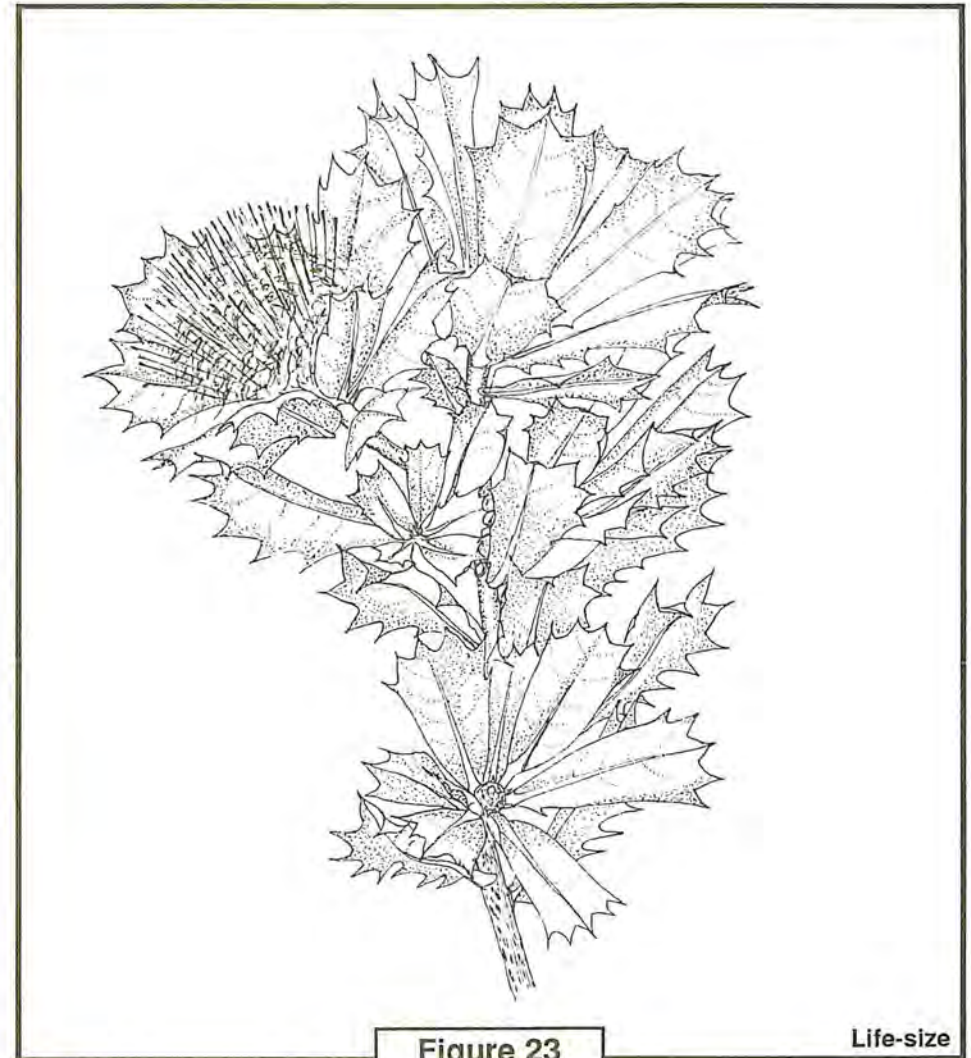


Figure 23

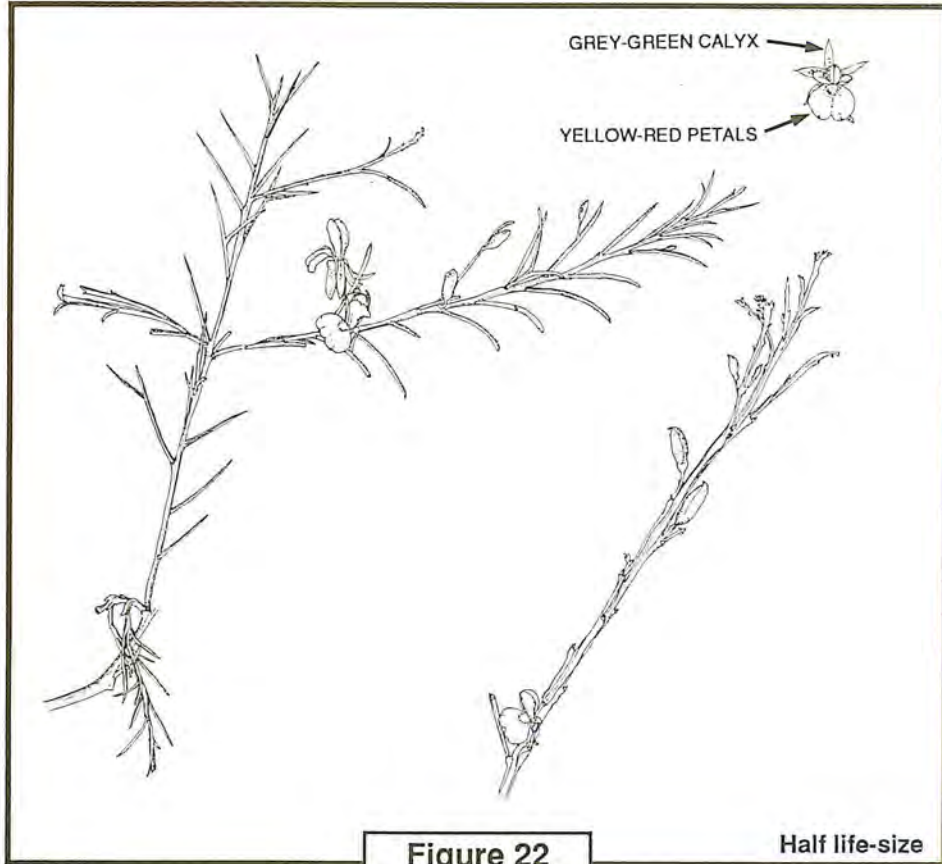
Life-size

continued

(from previous page)

Flowers are yellow and pea shaped, fruit does not persist on the tree for long after reaching maturity. Usually grows in infertile white or grey sands.....**stinkwood** (*Jacksonia sternbergiana*)

Figure 22



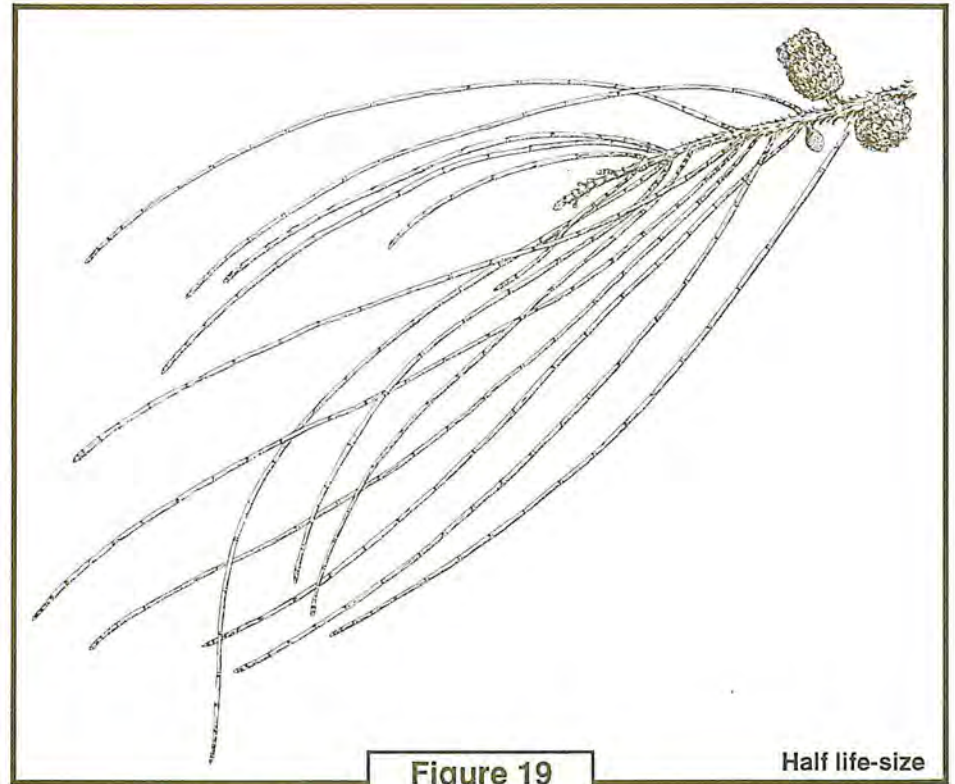
continued

16. a) "leaves" (leaf-like branchlets) have joints along their length and fruit (nuts) are a cone about 2 cm long, with more than twenty seeds in each cone**go to 17.**

b) leaves not jointed, fruit not a cone, two seeds or less per individual fruit**go to 18.**

17. a) tree grows around the edge of lakes, swamps, or major drainage lines, "leaves" rigid, mostly at right angles to branches**swamp sheoak** (*Casuarina obesa*)

Figure 19



b) tree usually grows higher in the landscape, although sometimes in low-lying sandy areas; "leaves" soft and drooping. As its name suggests, this tree is often found growing in association with granite outcrops**rock sheoak** (*Allocasuarina huegeliana*)

Figure 20

(see overleaf)




Figure 20

Half life-size

The KEY

18. a) fruits hard and woody, two winged seeds inside each fruit, leaves end in a rigid point. Fruits persist on tree long after flowering is finished
needle tree (*Hakea preissii*)
 Figure 21



Figure 21

Life-size

- b) fruits thin-walled, two round seeds inside each fruit, leaves end in a soft point.
 (continued overleaf)