


QUADRAT No. BRX 03 VEGETATION TYPE Vim Shrubland
 DATE FIRST TRIP 3/10/92 VOLUNTEERS BJK NG
 DATE SECOND TRIP 3/11/92 VOLUNTEERS BJK (no new REC)
 BOTANIST BJK NG

1. LOCATION of the QUADRAT

a. Mud Map Draw a sketch of the location of the quadrat the back of this sheet →

b. Photograph Photographer's name _____

c. Topographic position - Circle position of quadrat



Keighery and Keighery, 1990
 Adapted from Griffin and Keighery, 1989
 MOORE RIVER to JURIE SANDPLAIN
 SURVEY. WILDFLOWER SOCIETY OF WA

2. SITE DATA - Circle the correct response

Slope flat gentle steep Aspect N NE E SE S SW W NW


% Bare ground _____ Drainage well mod poor Wet All year winter/spring

Litter (% cover) _____ Surface soil _____ Sub-surface soil _____

3. VEGETATION STRUCTURE AND COVER Record appropriate cover class


Cover Class - percentage classes	over 70%	TREES				MALLEES				Height (metres)
	50-70%	LIFE FORM	> 15m 5-15m	Under 5m	MALLEE SHRUB less than 8m	MALLEE TREE 8m or more	15m	10m	5m	
	30-50%	COVER CLASS (%)	> 15m 5-15m							
20-30%	SHRUBS		Viney <u>jun</u> over 2m		2.0-1.5m	1.5-1.0m	1.0m - .5m	under 5m	3m 2m 1m	
10-20%	LIFE FORM					Pim imb Pot fasc	Kun mlg			
2-10%	COVER CLASS (%)	77%				30-50	20-30%			
0% under 2%	BUNCH GRASSES		HERBS		SEDGES		Annals		2.0m 1.5m 1.0m .5m	
	LIFE FORM	under .5m	under .5m (except creepers)	over .5m	under .5m	Lepy minor Coatr crist	under .5m			
	COVER CLASS (%)			2-10%	50-70%					

a. Mud Map Draw a sketch of the location of the quadrat:



b Road Location	c. Latitude	Longitude
	32° 01' 54.5"	115° 58' 13.5"
d. Photograph Photographer's name	Photo No. ± 100	Altitude 30 m

e. Topographic position - Circle position of quadrat



2. SITE DATA - Circle the correct response

Slope flat gentle steep

Aspect

N	NE	E	SE	S	SW	W	NW
---	----	---	----	---	----	---	----

Surface soil grey sandy clay

Sub-surface soil red sandy clay + ironstone (20-30 cm)

Drainage well mod poor

Wet All year winter/spring

Litter (% cover) 20%

% Bare ground 10%

4. VEGETATION CONDITION

EXCELLANT		Comments Some invasion by Row rosea Briza esp in slightly better drained flat. Fine eggs previously in low
VERY GOOD	✓	
GOOD		
POOR		
VERY POOR		

