

BUSHLAND PLANT SURVEY RECORDING SHEET 1- use pencil only

BUSHLAND AREA SERPENTINE 3 SITE NUMBER 3 = AM10
 DATE TRIP 4.9.94 RECORDERS L Boyce, C Playford, P Fairall
 DATE TRIP _____ RECORDERS _____
 DATE TRIP _____ RECORDERS _____
 BOTANIST _____

L. Segal

1. LOCATION of the QUADRAT

Mud Map Draw a sketch of the location of the site below.

N

100 metres south of No 4.

Road Location

Geographic Location Latitude _____ S Longitude _____ N Altitude _____
 Reference Map _____

Photograph Photographer's Name _____ Photo No _____

Topographic position Circle position of site on the transect (alter the transect if necessary)

sea dunes dry flat permanent wetland wet flat seasonal wetland dunes upland type

2. SITE DATA Circle the correct response.

Slope flat gentle steep **Aspect** N NE E SE S SW W NW

Surface Soil type "range ridge" % surface _____ **Colour** Brown - Gravel

Sub-surface Soil type laterite **Colour** _____
Rock depth to rock _____
















Drainage well mod poor depth water _____ cm **Wet** all year winter/spring

Litter Depth _____ 90% cover **Bare Ground** 5-10% cover

BUSHLAND PLANT SURVEY RECORDING SHEET 2 (Muir)- use pencil only

3. VEGETATION STRUCTURE AND COVER

For each layer record - appropriate life form, cover class (see below), and dominant species in each layer.

		TREES			MALLEES	
		over 30m	10 - 30m	under 10m	over 8m	under 8m
LIFE FORM				Open low woodland A/B 		
COVER CLASS (%)				5-10%	-	-
DOMINANT SPECIES				<i>E. marginata</i> <i>subs. elegans</i>		
		SHRUBS			SHRUBS	
		over 2m	2m - 1.5m	1.5 - 1m	1 - 0.5m	under 0.5m
LIFE FORM				Open low scrub B 	Dwarf scrub C 	Low heath D. 
COVER CLASS (%)				10%	10%	60%
DOMINANT SPECIES				<i>Zanthoxylum</i> <i>acanthostachya</i>	<i>Zanthoxylum</i> <i>stachya</i>	<i>Calothamnus</i> <i>torulosus</i>
		GRASSES	HERBS	SEDGES	over 0.5m	under 0.5m
LIFE FORM			Open herbs 			
COVER CLASS (%)		-	20%			
DOMINANT SPECIES			<i>Stylidium</i> <i>Drosera</i>			

4. VEGETATION CONDITION

1	'PRISTINE'		COMMENTS
2	EXCELLENT	<input checked="" type="checkbox"/>	
3	VERY GOOD		
4	GOOD		
5	DEGRADED		

